

straight_push_pull_plug_for_bend_relief

size: 1, IP64, keying: c, number_of_contacts: 10, solder_cup, contact_type: pins, Signal



Basic information

Part number	S41MC7-P10MCC0-397S
Category	connector
Type of connector	plug
Assembly situation	straight
Size	1

Contact insert description

Special features	iec_60601_1_2_mopp_&_2_moop
Transmission type	Signal
Number of contacts	10
Contact type	pins
Contact diameter	0.5 mm
Termination type	solder_cup
Termination diameter	0.45 mm
Wire cross section AWG	AWG 28

Technical information

Max. current single contact	4 A	IEC 60512-5-2:2002 (DIN EN 60512-5-2:2003)
Max. current insert	2.2	VDE 0298-4:2003
Test voltage	0.6 kV AC	EIA-364-20F:2019-02
Max. creepage distance (contact to contact)	0.5 mm (Contact to housing)	
Max. creepage distance (contact to housing)	IEC 60601-1: 2MOPP, 2MOOP*	
Max. clearance distance (contact to contact)	0.5 mm (Contact to contact)	
Max. clearance distance (contact to housing)	IEC 60601-1: 2MOPP, 2MOOP*	

Cable description

Cable outlet	cable_bend_relief
Min. cable diameter	2.7
Max. cable diameter	3.9

Mechanical and environmental data

Locking principle	push_pull
Keying	coding_60°
Mating cycles	2.000
IP class	IP64
Max. operating temperature	120 °C
Min. operating temperature	-50 °C
Weight	4.7 g

ip_protection_class_refers_to_mated_condition

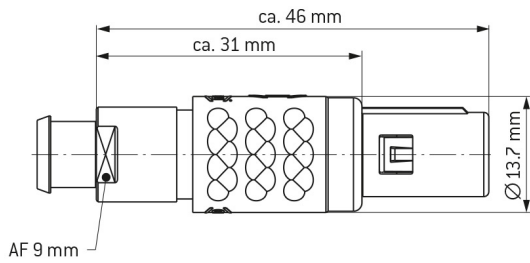
Material and surface treatments

Material	psu_gray
Contact material	gold
Color option (Front or back nut)	gray

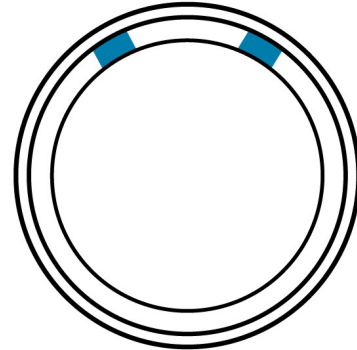
Insulator materials MEDI-SNAP®

psu_peek

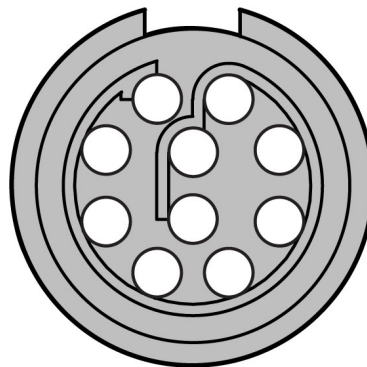
DIMENSIONS:



CODING: 60°



POSITIONS: 10 Positions



Further technical information and downloads

[3D-File \[STP File\]](#)

[Assembly Instruction](#)