

## straight\_push\_pull\_plug\_for\_bend\_relief

size: 1, IP64, keying: a, number\_of\_contacts: 9, solder\_cup, contact\_type: pins, Signal



### Basic information

Part number	S41MA8-P09MCCO-658S
Category	connector
Type of connector	plug
Assembly situation	straight
Size	1

### Contact insert description

Special features	iec_60601_1_2_mopp_&_2_moop
Transmission type	Signal
Number of contacts	9
Contact type	pins
Contact diameter	0.5 mm
Termination type	solder_cup
Termination diameter	0.45 mm
Wire cross section AWG	AWG 28

### Technical information

Max. current single contact	4 A	IEC 60512-5-2:2002 (DIN EN 60512-5-2:2003)
Max. current insert	2.6	VDE 0298-4:2003
Test voltage	0.9 kV AC	EIA-364-20F:2019-02
Max. creepage distance (contact to contact)	0.65 mm (Contact to housing)	
Max. creepage distance (contact to housing)	IEC 60601-1: 2MOPP, 2MOOP*	
Max. clearance distance (contact to contact)	0.65 mm (Contact to contact)	
Max. clearance distance (contact to housing)	IEC 60601-1: 2MOPP, 2MOOP*	

## Cable description

Cable outlet	cable_bend_relief
Min. cable diameter	5.3
Max. cable diameter	6.5

## Mechanical and environmental data

Locking principle	push_pull
Keying	a
Mating cycles	2000
IP class	IP64
Max. operating temperature	120 °C
Min. operating temperature	50 °C

ip\_protection\_class\_refers\_to\_mated\_condition

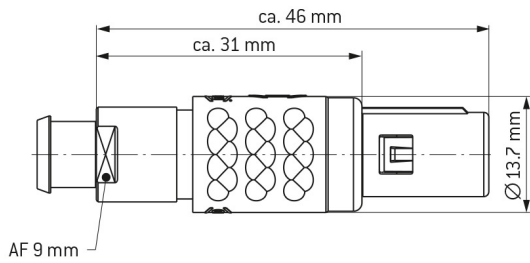
## Material and surface treatments

Material	psu_black
Insulator material	peek
Contact material	cu_alloy_with_gold_finish
Color option (Front or back nut)	black

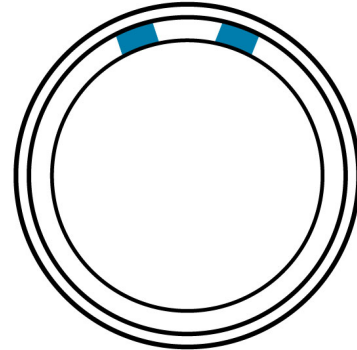
## Insulator materials MEDI-SNAP®

psu\_peek

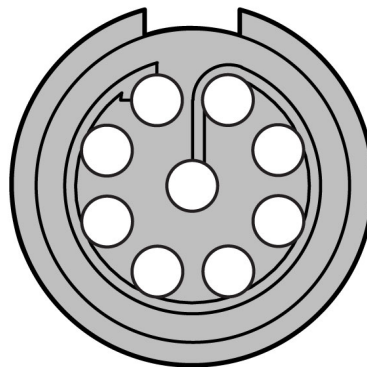
## DIMENSIONS:



## CODING: 40°



## POSITIONS: 9 Positions



### Further technical information and downloads

[3D-File \[STP File\]](#)

[Assembly Instruction](#)