

straight_push_pull_plug_for_bend_relief

size: 1, IP64, keying: 0, number_of_contacts: 14, solder_cup, contact_type: pins, Signal



Basic information

Part number	S41M07-P14MCD0-657S
Category	connector
Type of connector	plug
Assembly situation	straight
Size	1

Contact insert description

Special features	iec_60601_1_2_mopp_&_2_moop
Transmission type	Signal
Number of contacts	14
Contact type	pins
Contact diameter	0.5 mm
Termination type	solder_cup
Termination diameter	0.65 mm
Wire cross section AWG	AWG 26

Technical information

Max. current single contact	6 A	IEC 60512-5-2:2002 (DIN EN 60512-5-2:2003)
Max. current insert	3	VDE 0298-4:2003
Test voltage	0.7 kV AC	EIA-364-20F:2019-02
Max. creepage distance (contact to contact)	0.3 mm (Contact to housing)	
Max. creepage distance (contact to housing)	IEC 60601-1: 2MOPP, 2MOOP*	
Max. clearance distance (contact to contact)	0.3 mm (Contact to contact)	
Max. clearance distance (contact to housing)	IEC 60601-1: 2MOPP, 2MOOP*	

Cable description

Cable outlet	cable_bend_relief
Min. cable diameter	5.3
Max. cable diameter	6.5

Mechanical and environmental data

Locking principle	push_pull
Mating cycles	2.000
IP class	IP64
Max. operating temperature	120 °C
Min. operating temperature	-50 °C
Weight	4.8 g

ip_protection_class_refers_to_mated_condition

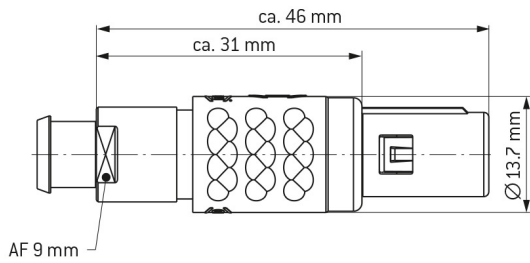
Material and surface treatments

Material	psu_gray
Contact material	gold
Color option (Front or back nut)	gray

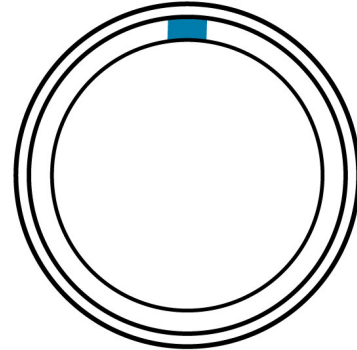
Insulator materials MEDI-SNAP®

psu_peek

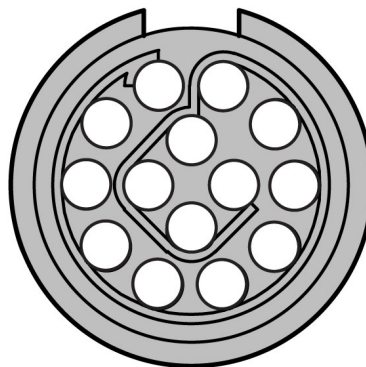
DIMENSIONS:



CODING: 0°



POSITIONS: 14 Positions



Further technical information and downloads

[3D-File \[STP File\]](#)

[Assembly Instruction](#)