

straight_push_pull_plug_for_bend_relief

size: 0, IP68, keying: a, number_of_contacts: 6, solder_cup, contact_type: pins, Signal



Basic information

Part number	S40BAC-P06MCCO-500S
Category	connector
Type of connector	plug
Assembly situation	straight

Contact insert description

Transmission type	Signal
Number of contacts	6
Contact type	pins
Contact diameter	0.5 mm
Termination type	solder_cup
Termination diameter	0.45 mm
Wire cross section AWG	AWG 28

Technical information

Max. current single contact	4 A	IEC 60512-5-2:2002 (DIN EN 60512-5-2:2003)
Max. current insert	3	VDE 0298-4:2003
Test voltage	0.9 kV AC	SAE AS 13441:1998 method 3001.1
Max. creepage distance (contact to contact)	0.7 mm (Contact to housing)	
Max. creepage distance (contact to housing)	0.8 mm (Contact to housing)	
Max. clearance distance (contact to contact)	0.7 mm (Contact to contact)	
Max. clearance distance (contact to housing)	0.8 mm (Contact to housing)	

Cable description

Cable outlet	cable_bend_relief
Min. cable diameter	4.5
Max. cable diameter	5

Mechanical and environmental data

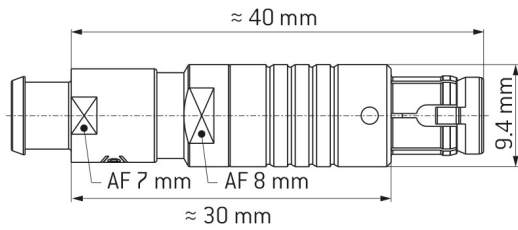
Locking principle	push_pull
Keying	a
Mating cycles	5000
IP class	IP68
Max. operating temperature	120 °C
Min. operating temperature	-40 °C

ip_protection_class_refers_to_mated_condition

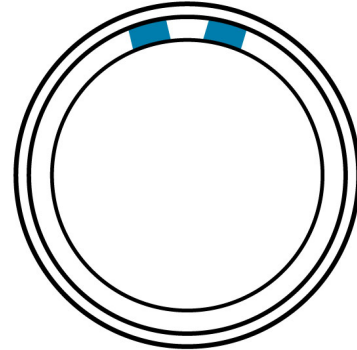
Material and surface treatments

Material	cu_alloy_with_matt_chrome_finish
Insulator material	peek
Contact material	cu_alloy_with_gold_finish

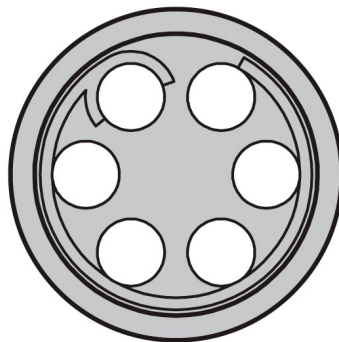
DIMENSIONS:



CODING: 30°



POSITIONS: 6 Positions



Further technical information and downloads

[3D-File \[STP File\]](#)

[Assembly Instruction](#)