

S21LAC-P07MFG0-520S series_l, type_s2



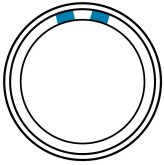
General information

Part number	S21LAC-P07MFG0-520S
Termination	solder
Size	1
Locking principle	push
Coding	a_key
Cable Diameter	cable_mini_52
Cable outlet	bend_relief

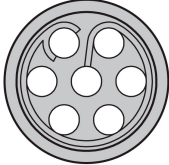


Illustrations may differ from original product.
Dimensions, unless otherwise specified, in mm.

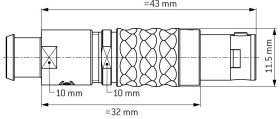
CODING: 30°



POSITIONS: 7 Positions



DIMENSIONS



The pin layout corresponds to the view on the termination area

Contact insert description

Number of contacts	7
Contact type	pins
Contact diameter	07mm
Insulator material	peek
Wire cross section	22_awg
Termination	solder
Termination diameter	085mm

reverse_gender_on_request

Technical information

Max. creepage and air clearance distance	07_mm	10_mm
Nominal current single contact	075_a	iec_60512_5_2
Nominal current insert	4,875 A	vde_0298_4
Test voltage	1_kv_ac	sae_13441

safety_text

Mechanical and environmental data

Degree of protection*	ip50
-----------------------	------

Operating temperature	40_120_c
-----------------------	----------

Mating cycles	5000
---------------	------

mated_unmated

Material and surface treatments

Housing	m_chrome
---------	----------

Contact	cu_alloy_gold
---------	---------------

safety_text_2

ul_text

illustrative_text