

S21K0C-P02MPH0-550S
series_k, type_s2



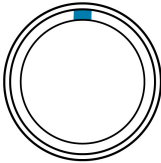
General information

Part number	S21K0C-P02MPH0-550S
Termination	solder
Size	1
Locking principle	push
Coding	0_key
Cable Diameter	cable_mini_55
Cable outlet	bend_relief

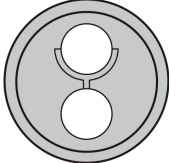


Illustrations may differ from original product.
Dimensions, unless otherwise specified, in mm.

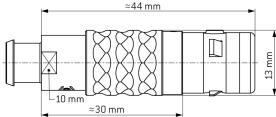
CODING: 0 °



POSITIONS: 2 Positions



DIMENSIONS



The pin layout corresponds to the view on the termination area

Contact insert description

Number of contacts	2
Contact type	pins
Contact diameter	13mm
Insulator material	peek
Wire cross section	20_awg
Termination	solder
Termination diameter	11mm

reverse_gender_on_request

Technical information

Max. creepage and air clearance distance	10_mm	07_mm
Nominal current single contact	12_a	iec_60512_5_2
Nominal current insert	12 A	vde_0298_4
Test voltage	165_kv_ac	sae_13441

safety_text

Mechanical and environmental data

Degree of protection*	ip68
Operating temperature	40_120_c
Mating cycles	5000

mated

Material and surface treatments

Housing	m_chrome
Contact	cu_alloy_gold

safety_text_2
ul_text
illustrative_text