

## straight\_push\_pull\_plug\_for\_bend\_relief

size: 0, IP50, keying: a, number\_of\_contacts: 5, solder\_cup, contact\_type: pins, Signal



### Basic information

Part number	S20LAC-P05MFD0-320S
Category	connector
Type of connector	plug
Assembly situation	straight

### Contact insert description

Transmission type	Signal
Number of contacts	5
Contact type	pins
Contact diameter	0.7 mm
Termination type	solder_cup
Termination diameter	0.65 mm
Wire cross section AWG	AWG 26

### Technical information

Max. current single contact	6 A	IEC 60512-5-2:2002 (DIN EN 60512-5-2:2003)
Max. current insert	4.5	VDE 0298-4:2003
Test voltage	1.1 kV AC	SAE AS 13441:1998 method 3001.1
Max. creepage distance (contact to contact)	0.7 mm (Contact to housing)	
Max. creepage distance (contact to housing)	0.8 mm (Contact to housing)	
Max. clearance distance (contact to contact)	0.7 mm (Contact to contact)	
Max. clearance distance (contact to housing)	0.8 mm (Contact to housing)	

### Cable description

Cable outlet	cable_bend_relief
Min. cable diameter	2
Max. cable diameter	3.2

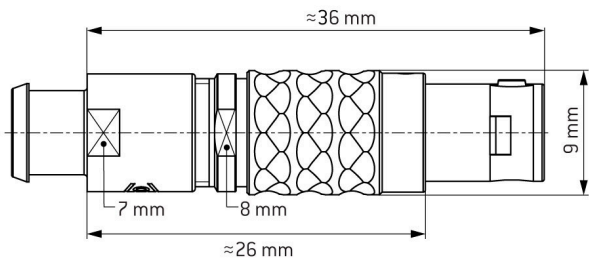
## Mechanical and environmental data

Locking principle	push_pull
Keying	a
Mating cycles	5000
IP class	IP50
Max. operating temperature	120 °C
Min. operating temperature	-40 °C

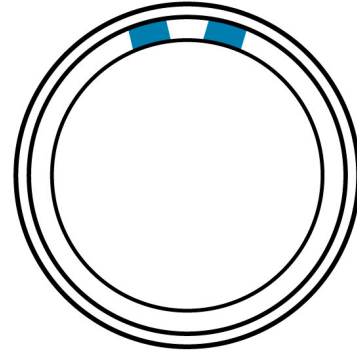
## Material and surface treatments

Material	cu_alloy_with_matt_chrome_finish
Insulator material	peek
Contact material	cu_alloy_with_gold_finish

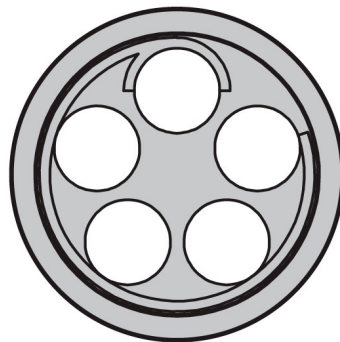
## DIMENSIONS



## CODING: 30°



## POSITIONS: 5 Positions



### Further technical information and downloads

[3D-File \(STP File\)](#)

[Assembly Instruction](#)

[Technical specifications](#)