

S12LOC-PD8MJG0-8200

odu_mini_snap®_series_l

straight_push_pull_plug

size: 2, IP50, keying: 0, number_of_contacts: 8, solder_cup, contact_type: pins, Ethernet/IP®
(10 Gbit/s)

ODU EXPRESS



Basic information

Part number	S12LOC-PD8MJG0-8200
Category	connector
Type of connector	plug
Assembly situation	straight
Size	2

Contact insert description

Special features	data_transmission
Transmission type	Ethernet/IP® (10 Gbit/s)
Number of contacts	8
Contact type	pins
Contact diameter	0.9 mm
Termination type	solder_cup
Termination diameter	0.85 mm
Wire cross section AWG	AWG 22

Technical information

Max. current single contact	7.5 A	IEC 60512-5-2:2002 (DIN EN 60512-5-2:2003)
Max. current insert	4.875	VDE 0298-4:2003
Test voltage	1.350 V	SAE AS 13441:1998 method 3001.1
Max. creepage distance (contact to contact)	1.2 mm (Contact to housing)	
Max. creepage distance (contact to housing)	1.1 mm (Contact to housing)	
Max. clearance distance (contact to contact)	1.2 mm (Contact to contact)	
Max. clearance distance (contact to housing)	1.1 mm (Contact to housing)	

Cable description

Cable outlet	back_nut
Min. cable diameter	7
Max. cable diameter	8.2

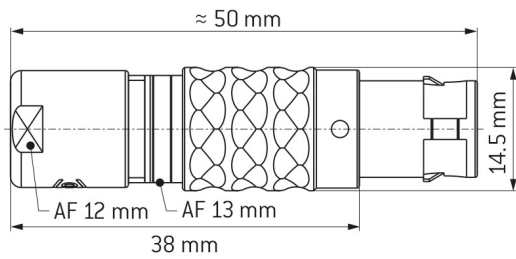
Mechanical and environmental data

Locking principle	push_pull
Mating cycles	5.000
IP class	IP50
Max. operating temperature	120 °C
Min. operating temperature	-40 °C
Weight	26.01 g

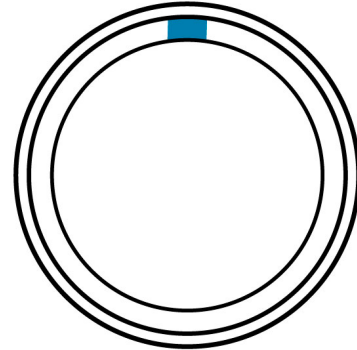
Material and surface treatments

Material	cu_alloy_with_matt_chrome_finish
Contact material	gold

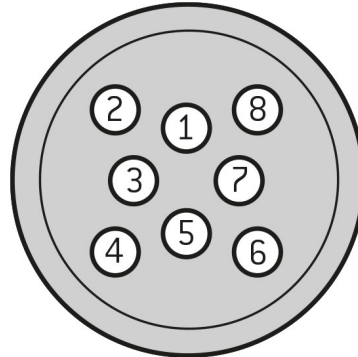
DIMENSIONS:



CODING: 0°



POSITIONS: 8 positions



Further technical information and downloads

[Connection diagram](#)

[connection_diagram_8_pin_ethernet_1gbs_10gbs_rj45](#)

[3D-File \(STP File\)](#)

[Assembly Instruction](#)

[Technical specifications](#)