

straight_in_line_receptacle_with_break_away_and_push_pull_locking_for_bend_relief

size: 1, IP50, keying: a, number_of_contacts: 2, solder_cup, contact_type: sockets, Signal



Basic information

| | |
|--------------------|---------------------|
| Part number | K21LAC-P02LPH0-320S |
| Category | connector |
| Type of connector | in_line_receptacle |
| Assembly situation | straight |
| Size | 1 |

Contact insert description

| | |
|------------------------|------------|
| Transmission type | Signal |
| Number of contacts | 2 |
| Contact type | sockets |
| Contact diameter | 1.3 mm |
| Termination type | solder_cup |
| Termination diameter | 1.1 mm |
| Wire cross section AWG | AWG 20 |

Technical information

| | | |
|--|-----------------------------|--|
| Max. current single contact | 12 A | IEC 60512-5-2:2002 (DIN EN 60512-5-2:2003) |
| Max. current insert | 12 | VDE 0298-4:2003 |
| Test voltage | 1.65 kV AC | SAE AS 13441:1998 method 3001.1 |
| Max. creepage distance (contact to contact) | 1 mm (Contact to housing) | |
| Max. creepage distance (contact to housing) | 1.1 mm (Contact to housing) | |
| Max. clearance distance (contact to contact) | 1.0 mm (Contact to contact) | |
| Max. clearance distance (contact to housing) | 1.1 mm (Contact to housing) | |

Cable description

| | |
|---------------------|-------------------|
| Cable outlet | cable_bend_relief |
| Min. cable diameter | 2 |
| Max. cable diameter | 3.2 |

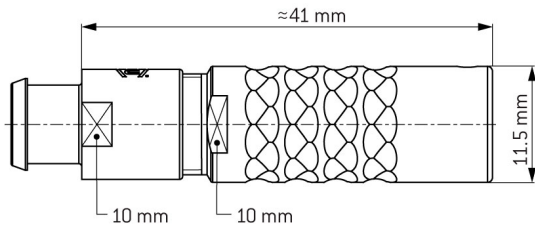
Mechanical and environmental data

| | |
|----------------------------|------------------------|
| Locking principle | break_away , push_pull |
| Keying | a |
| Mating cycles | 5000 |
| IP class | IP50 |
| Max. operating temperature | 120 °C |
| Min. operating temperature | -40 °C |

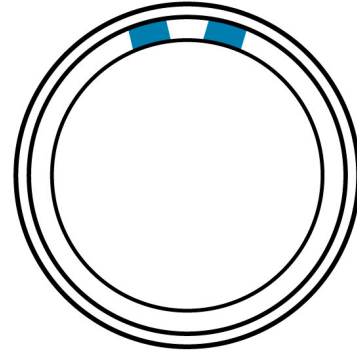
Material and surface treatments

| | |
|--------------------|----------------------------------|
| Material | cu_alloy_with_matt_chrome_finish |
| Insulator material | peek |
| Contact material | cu_alloy_with_gold_finish |

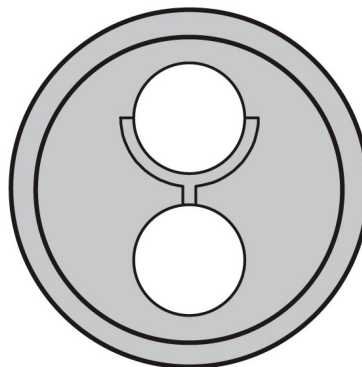
DIMENSIONS



CODING: 30°



POSITIONS: 2 Positions



Further technical information and downloads

[3D-File \[STP File\]](#)

[Technical specifications](#)