

straight_in_line_receptacle_with_break_away_and_push_pull_locking_for_bend_relief

size: 1, IP68, keying: 0, number_of_contacts: 7, solder_cup, contact_type: sockets, Signal



Basic information

Part number	K21K0C-P07LFDO-600S
Category	connector
Type of connector	in_line_receptacle
Assembly situation	straight
Size	1

Contact insert description

Transmission type	Signal
Number of contacts	7
Contact type	sockets
Contact diameter	0.7 mm
Termination type	solder_cup
Termination diameter	0.65 mm
Wire cross section AWG	AWG 26

Technical information

Nominal current single contact	6 A	IEC 60512-5-2:2002 (DIN EN 60512-5-2:2003)
Max. current insert	3.9	VDE 0298-4:2003
Test voltage	1.2 kV AC	SAE AS 13441:1998 method 3001.1
Max. creepage distance (contact to contact)	0.9 mm (Contact to housing)	
Max. creepage distance (contact to housing)	0.9 mm (Contact to housing)	
Max. clearance distance (contact to contact)	0.9 mm (Contact to contact)	
Max. clearance distance (contact to housing)	0.9 mm (Contact to housing)	

Cable description

Cable outlet	cable_bend_relief
Min. cable diameter	5.5
Max. cable diameter	6

Mechanical and environmental data

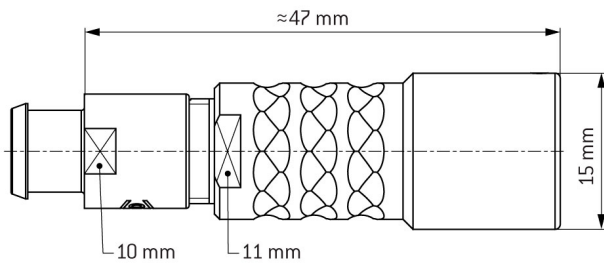
Locking principle	break_away , push_pull
Mating cycles	5.000
IP class	IP68
Max. operating temperature	120 °C
Min. operating temperature	-40 °C
Weight	25.9 g

ip_protection_class_refers_to_mated_condition

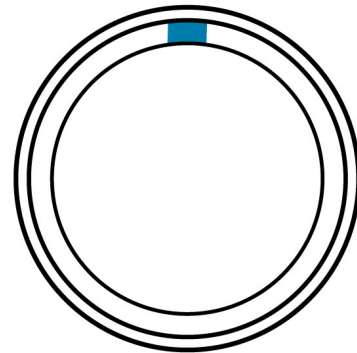
Material and surface treatments

Material	cu_alloy_with_matt_chrome_finish
Contact material	cu_alloy_with_gold_finish

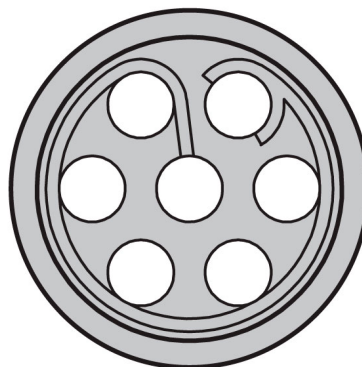
DIMENSIONS



CODING: 0°



POSITIONS: 7 Positions



Further technical information and downloads

[3D-File \[STP File\]](#)

[Technical specifications](#)