

straight_in_line_receptacle_with_break_away_and_push_pull_locking_for_bend_relief

size: 1, IP6K8 / IP6K9K, keying: c, number_of_contacts: 14, solder_cup, contact_type: sockets, Signal



Basic information

Part number	K11YCR-P14WCD0-0000
Category	connector
Type of connector	in_line_receptacle
Assembly situation	straight
Size	1

Contact insert description

Transmission type	Signal
Number of contacts	14
Contact type	sockets
Contact diameter	0.5 mm
Termination type	solder_cup
Termination diameter	0.65 mm
Wire cross section AWG	AWG 26

Technical information

Max. current single contact	5 A	IEC 60512-5-2:2002 (DIN EN 60512-5-2:2003)
Max. current insert	2.5	VDE 0298-4:2003
Test voltage	0.6 kV AC	EIA-364-20F:2019-02

Cable description

Cable outlet	overmolding
Min. cable diameter	3.2
Max. cable diameter	6.5

Mechanical and environmental data

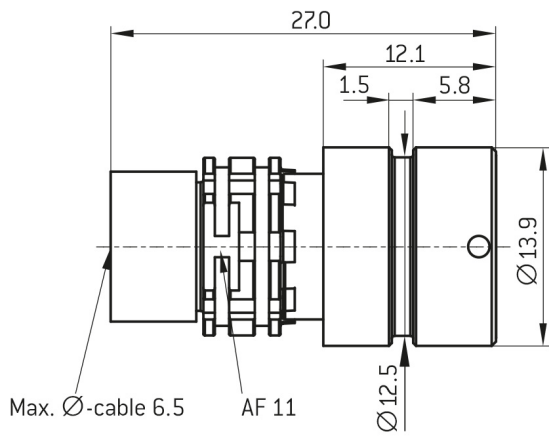
Locking principle	break_away , push_pull
Keying	c
Mating cycles	5.000
IP class	IP6K8 / IP6K9K
Max. operating temperature	125 °C
Min. operating temperature	-51 °C
Weight	7.83 g

ip_protection_class_refers_to_mated_condition

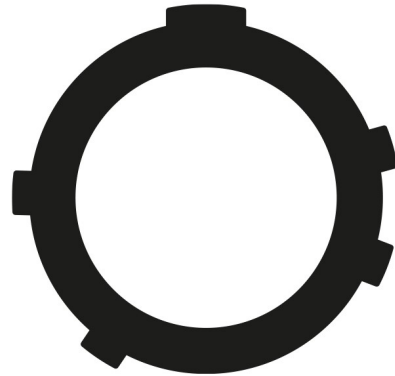
Material and surface treatments

Material	aluminum_with_ruthenium_finish
Contact material	gold

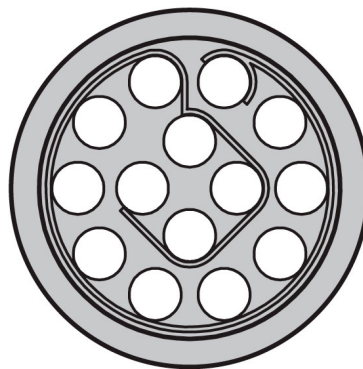
DIMENSIONS:



CODING:C



POSITIONS: 14 Positions



Further technical information and downloads

[3D-File \[STP File\]](#)

[Assembly Instruction](#)