

## straight\_in\_line\_receptacle\_with\_break\_away\_and\_push\_pull\_locking

size: 1, IP50, keying: c, number\_of\_contacts: 3, solder\_cup, contact\_type: sockets, Signal



### Basic information

Part number	K11MC7-P03LPH9-6520
Category	connector
Type of connector	in_line_receptacle
Assembly situation	straight
Size	1

### Contact insert description

Special features	iec_60601_1_1_mopp_&_2_moop
Transmission type	Signal
Number of contacts	3
Contact type	sockets
Contact diameter	1.3 mm
Termination type	solder_cup
Termination diameter	1.1 mm
Wire cross section AWG	AWG 20

### Technical information

Nominal current single contact	12 A	IEC 60512-5-2:2002 (DIN EN 60512-5-2:2003)
Max. current insert	12	VDE 0298-4:2003
Test voltage	1.55 kV AC	EIA-364-20F:2019-02
Max. creepage distance (contact to contact)	1.2 mm (Contact to housing)	
Max. creepage distance (contact to housing)	IEC 60601-1: 1MOPP, 2MOOP*	
Max. clearance distance (contact to contact)	1.2 mm (Contact to contact)	
Max. clearance distance (contact to housing)	IEC 60601-1: 1MOPP, 2MOOP*	

## Cable description

Cable outlet	back_nut
Min. cable diameter	5.3
Max. cable diameter	6.5

## Mechanical and environmental data

Locking principle	break_away , push_pull
Keying	c
Mating cycles	5000
IP class	IP50
Max. operating temperature	120 °C
Min. operating temperature	50 °C

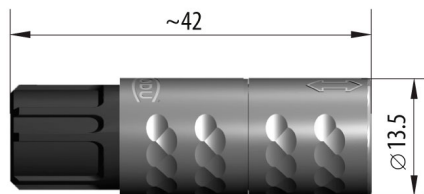
## Material and surface treatments

Material	psu_gray
Insulator material	peek
Contact material	cu_alloy_with_gold_finish
Color option (Front or back nut)	red

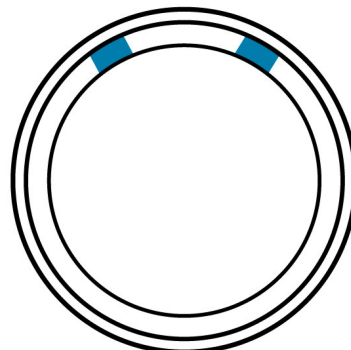
## Insulator materials MEDI-SNAP®

psu\_peek

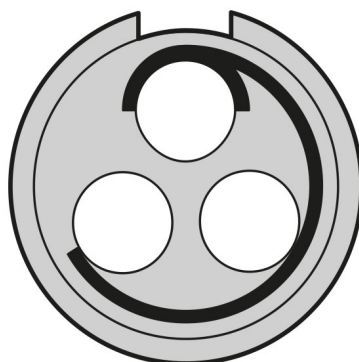
## DIMENSIONS



## CODING: 60°



## POSITIONS: 3 positions



### Further technical information and downloads

[3D-File \[STP File\]](#)

[Assembly Instruction](#)