

## Straight in-line receptacle with break-away and push-pull locking

Size: 1, IP50, Keying: A, Number of contacts: 3, Solder cup, Contact type: Sockets, Signal



### Basic information

Part number	K11MA8-P03LPH9-5250
Category	Connector
Type of connector	In-line receptacle
Assembly situation	Straight
Size	1

### Contact insert description

Special features	IEC 60601-1 (1 MOPP & 2 MOOP)
Transmission type	Signal
Number of contacts	3
Contact type	Sockets
Contact diameter	1.3 mm
Termination type	Solder cup
Termination diameter	1.1 mm
Wire cross section AWG	AWG 20

Reverse gender on request

### Technical information

Max. current single contact	12 A	IEC 60512-5-2:2002 (DIN EN 60512-5-2:2003)
Max. current insert	12	VDE 0298-4:2003
Test voltage	1.55 kV AC	EIA-364-20F:2019-02
Max. creepage distance (contact to contact)	1.2 mm (Contact to housing)	
Max. creepage distance (contact to housing)	IEC 60601-1: 1MOPP. 2MOOP*	
Max. clearance distance (contact to contact)	1.2 mm (Contact to contact)	
Max. clearance distance (contact to housing)	IEC 60601-1: 1MOPP. 2MOOP*	

All shown connectors are rated to a safety extra low voltage (SELV) of less than 50 V AC / 75 V DC, according to IEC 61140:2016 (VDE 0140-1:2016) Protection against electric shock - Common aspects for installation and equipment. In case other standards rule a specific use of the connector, the application specific safety criteria shall be considered first. In this context, lower voltage ratings may be valid. Warning: Danger to life for operating voltages above 50 V AC / 120 V DC!

## Cable description

Cable outlet	Back nut
Min. cable diameter	4
Max. cable diameter	5.2

## Mechanical and environmental data

Locking principle	Break-Away , Push-Pull
Keying	A
Mating cycles	5000
IP class	IP50
Max. operating temperature	120 °C
Min. operating temperature	50 °C

\*mated & unmated condition

## Material and surface treatments

Material	PSU black
Insulator material	PEEK
Contact material	Cu-alloy with gold finish
Color option (Front or back nut)	Green

## Insulator materials MEDI-SNAP®

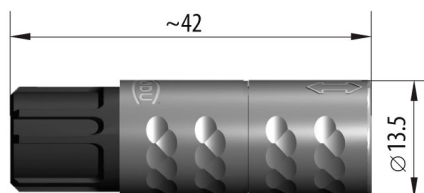
	Standard	PEEK
Flammability rating	UL 94	V-0/1.5
Operation temperature		-50 to +250 °C
Dielectric strength	IEC 60243-1:2013 (VDE 0303-21:2014)	19 kV/mm
Comparative figure of the creep resistance CTI	IEC 60112: 2009 (VDE 0303-11:2010)	175
Water absorption	ASTM D 570:1998 / ISO 62:2008	0.1 %
Sterilization (autoclaving)	DIN EN 13060:2019-02	> 200 cycles
Insulation resistance	IEC 60512-3-1:2002 (DIN EN 60512-3-1:2003-01)	> 1 x 10 <sup>12</sup> Ω

ODU MEDI-SNAP® and MINI-SNAP® are UL-approved (E110586).

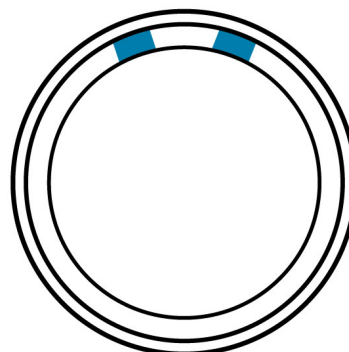
ODU reserves the right to make changes based on the current state of knowledge without prior notice without being obliged to provide replacement deliveries or refinements of older designs.

All shown connectors are defined without breaking capacity (COC) according to IEC 61984:2008 (VDE 0627:2009).

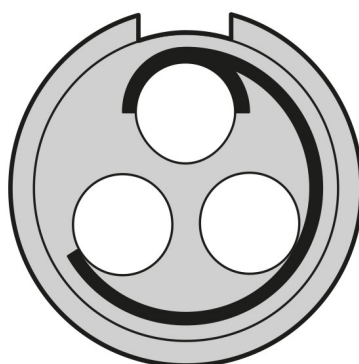
## DIMENSIONS



## CODING: 40°



## POSITIONS: 3 positions



### Further technical information and downloads

[3D-File \[STP File\]](#)

[Assembly Instruction](#)