

straight_in_line_receptacle_with_break_away_and_push_pull_locking

size: 1, IP50, keying: a, number_of_contacts: 7, solder_cup, contact_type: sockets, Signal



Basic information

Part number	K11MA7-P07LFDO-5250
Category	connector
Type of connector	in_line_receptacle
Assembly situation	straight
Size	1

Contact insert description

Special features	iec_60601_1_1_mopp_&_2_moop
Transmission type	Signal
Number of contacts	7
Contact type	sockets
Contact diameter	0.7 mm
Termination type	solder_cup
Termination diameter	0.65 mm
Wire cross section AWG	AWG 26

Technical information

Nominal current single contact	6 A	IEC 60512-5-2:2002 (DIN EN 60512-5-2:2003)
Max. current insert	3.9	VDE 0298-4:2003
Test voltage	1.1 kV AC	EIA-364-20F:2019-02
Max. creepage distance (contact to contact)	0.85 mm (Contact to housing)	
Max. creepage distance (contact to housing)	IEC 60601-1: 1MOPP, 2MOOP*	
Max. clearance distance (contact to contact)	0.85 mm (Contact to contact)	
Max. clearance distance (contact to housing)	IEC 60601-1: 1MOPP, 2MOOP*	

Cable description

Cable outlet	back_nut
Min. cable diameter	4
Max. cable diameter	5.2

Mechanical and environmental data

Locking principle	break_away , push_pull
Keying	coding_40°
Mating cycles	2.000
IP class	IP50
Max. operating temperature	120 °C
Min. operating temperature	-50 °C
Weight	5.72 g

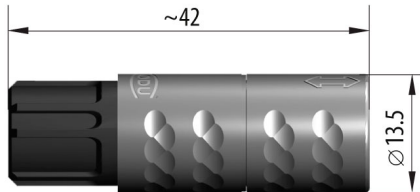
Material and surface treatments

Material	psu_gray
Contact material	gold
Color option (Front or back nut)	green

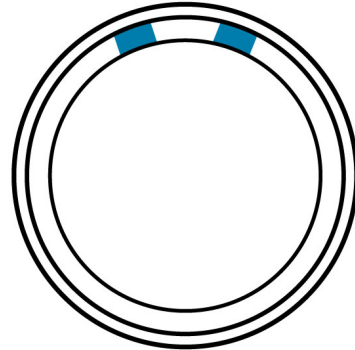
Insulator materials MEDI-SNAP®

psu_peek

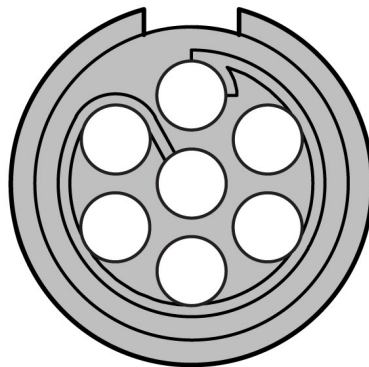
DIMENSIONS



CODING: 40°



POSITIONS: 7 Positions



Further technical information and downloads

[3D-File \[STP File\]](#)

[Assembly Instruction](#)