

straight_in_line_receptacle_with_break_away_and_push_pull_locking

size: 1, IP50, keying: 0, number_of_contacts: 12, solder_cup, contact_type: sockets, Signal



Basic information

Part number	K11M08-P12LCC9-5220
Category	connector
Type of connector	in_line_receptacle
Assembly situation	straight
Size	1

Contact insert description

Special features	iec_60601_1_1_mopp_&_2_moop
Transmission type	Signal
Number of contacts	12
Contact type	sockets
Contact diameter	0.5 mm
Termination type	solder_cup
Termination diameter	0.45 mm
Wire cross section AWG	AWG 28

Technical information

Nominal current single contact	4 A	IEC 60512-5-2:2002 (DIN EN 60512-5-2:2003)
Max. current insert	2.2	VDE 0298-4:2003
Test voltage	0.65 kV AC	EIA-364-20F:2019-02
Max. creepage distance (contact to contact)	0.5 mm (Contact to housing)	
Max. creepage distance (contact to housing)	IEC 60601-1: 1MOPP, 2MOOP*	
Max. clearance distance (contact to contact)	0.5 mm (Contact to contact)	
Max. clearance distance (contact to housing)	IEC 60601-1: 1MOPP, 2MOOP*	

Cable description

Cable outlet	back_nut
Min. cable diameter	4
Max. cable diameter	5.2

Mechanical and environmental data

Locking principle	break_away , push_pull
Mating cycles	5000
IP class	IP50
Max. operating temperature	120 °C
Min. operating temperature	50 °C

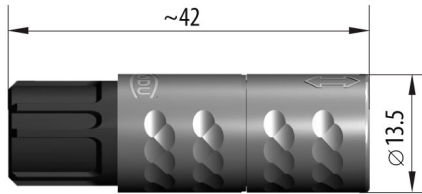
Material and surface treatments

Material	psu_black
Insulator material	peek
Contact material	cu_alloy_with_gold_finish
Color option (Front or back nut)	red

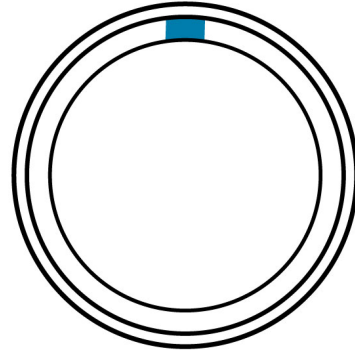
Insulator materials MEDI-SNAP®

psu_peek

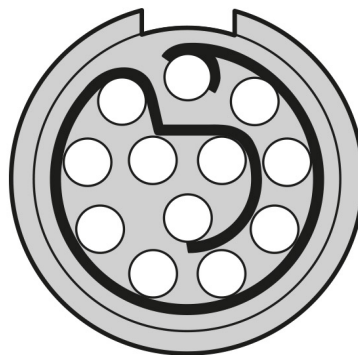
DIMENSIONS



CODING: 0°



POSITIONS: 12 positions



Further technical information and downloads

[3D-File \[STP File\]](#)

[Assembly Instruction](#)