

## straight\_in\_line\_receptacle\_with\_break\_away\_and\_push\_pull\_locking

size: 1, IP50, keying: 0, number\_of\_contacts: 6, solder\_cup, contact\_type: sockets, Signal



### Basic information

Part number	K11M08-P06LFDO-5270
Category	connector
Type of connector	in_line_receptacle
Assembly situation	straight
Size	1

### Contact insert description

Special features	iec_60601_1_1_mopp & 2_moop
Transmission type	Signal
Number of contacts	6
Contact type	sockets
Contact diameter	0.7 mm
Termination type	solder_cup
Termination diameter	0.65 mm
Wire cross section AWG	AWG 26

### Technical information

Max. current single contact	6 A	IEC 60512-5-2:2002 (DIN EN 60512-5-2:2003)
Max. current insert	4.5	VDE 0298-4:2003
Test voltage	1.1 kV AC	EIA-364-20F:2019-02
Max. creepage distance (contact to contact)	0.85 mm (Contact to housing)	
Max. creepage distance (contact to housing)	IEC 60601-1: 1MOPP. 2MOPP*	
Max. clearance distance (contact to contact)	0.85 mm (Contact to contact)	
Max. clearance distance (contact to housing)	IEC 60601-1: 1MOPP. 2MOPP*	

## Cable description

Cable outlet	back_nut
Min. cable diameter	4
Max. cable diameter	5.2

## Mechanical and environmental data

Locking principle	break_away , push_pull
Mating cycles	5000
IP class	IP50
Max. operating temperature	120 °C
Min. operating temperature	50 °C

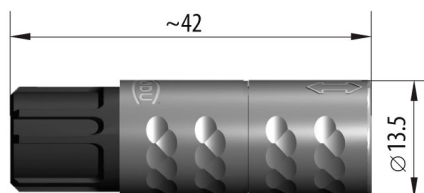
## Material and surface treatments

Material	psu_black
Insulator material	peek
Contact material	cu_alloy_with_gold_finish
Color option (Front or back nut)	gray

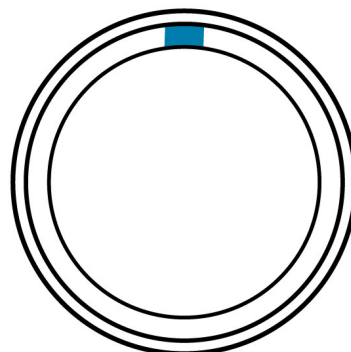
## Insulator materials MEDI-SNAP®

psu\_peek

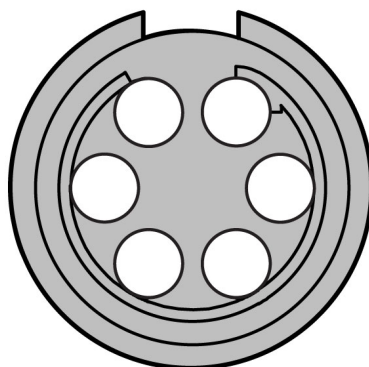
## DIMENSIONS



## CODING: 0°



## POSITIONS: 6 Positions



### Further technical information and downloads

[3D-File \(STP File\)](#)

[Assembly Instruction](#)