


**K11M07-P05LJG0-6530**  
**medi\_snap, type\_k1**

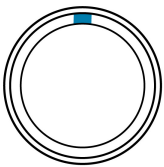
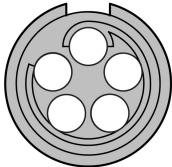


**General information**

<b>Part number</b>	K11M07-P05LJG0-6530
<b>Termination</b>	solder
<b>Size</b>	1
<b>Locking principle</b>	break , push
<b>Coding</b>	0_key
<b>Cable Diameter</b>	cable_medi_65
<b>Cable outlet</b>	standard



Illustrations may differ from original product.  
 Dimensions, unless otherwise specified, in mm.

<p><b>CODING:</b> 0°</p> 	<p><b>POSITIONS:</b> 5 Positions</p> 	<p><b>DIMENSIONS</b></p> 
--	--	---

The pin layout corresponds to the view on the termination area

**Contact insert description**

<b>Number of contacts</b>	5
<b>Contact type</b>	sockets
<b>Contact diameter</b>	09mm
<b>Insulator material</b>	peek
<b>Wire cross section</b>	22_awg
<b>Termination</b>	solder
<b>Termination diameter</b>	085mm

reverse\_gender\_on\_request

**Technical information**

<b>Max. creepage and air clearance distance</b>	08_mm	iec_60601_1mopp_2moop
<b>Nominal current single contact</b>	075_a	iec_60512_5_2
<b>Nominal current insert</b>	5,625 A	vde_0298_4
<b>Test voltage</b>	105_kv_ac	eia_364_20f

safety\_text

## Mechanical and environmental data

Degree of protection*	ip50
-----------------------	------

Operating temperature	50_120_c
-----------------------	----------

Mating cycles	5000
---------------	------

mated\_unmated

## Insulator materials MEDI-SNAP®

psu\_peek

## Material and surface treatments

Housing	psu_gray
---------	----------

Color option	white
--------------	-------

Contact	cu_alloy_gold
---------	---------------

safety\_text\_2

ul\_text

illustrative\_text