

straight_in_line_receptacle_with_break_away_and_push_pull_locking

size: 1, IP50, keying: 0, number_of_contacts: 3, solder_cup, contact_type: sockets, Signal



Basic information

Part number	K11M07-P03LPH9-3960
Category	connector
Type of connector	in_line_receptacle
Assembly situation	straight
Size	1

Contact insert description

Special features	iec_60601_1_1_mopp_&_2_moop
Transmission type	Signal
Number of contacts	3
Contact type	sockets
Contact diameter	1.3 mm
Termination type	solder_cup
Termination diameter	1.1 mm
Wire cross section AWG	AWG 20

Technical information

Nominal current single contact	12 A	IEC 60512-5-2:2002 (DIN EN 60512-5-2:2003)
Max. current insert	12	VDE 0298-4:2003
Test voltage	1.55 kV AC	EIA-364-20F:2019-02
Max. creepage distance (contact to contact)	1.2 mm (Contact to housing)	
Max. creepage distance (contact to housing)	IEC 60601-1: 1MOPP. 2M00P*	
Max. clearance distance (contact to contact)	1.2 mm (Contact to contact)	
Max. clearance distance (contact to housing)	IEC 60601-1: 1MOPP. 2M00P*	

Cable description

Cable outlet	back_nut
Min. cable diameter	2.7
Max. cable diameter	3.9

Mechanical and environmental data

Locking principle	break_away , push_pull
Mating cycles	2.000
IP class	IP50
Max. operating temperature	120 °C
Min. operating temperature	-50 °C
Weight	4.75 g

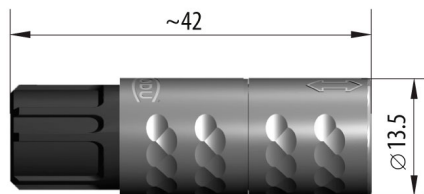
Material and surface treatments

Material	psu_gray
Contact material	cu_alloy_with_gold_finish
Color option (Front or back nut)	blue

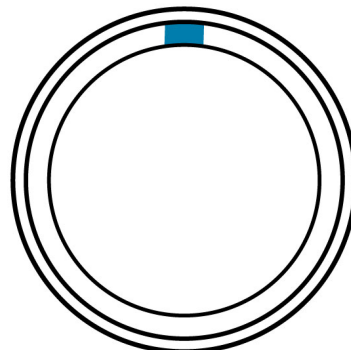
Insulator materials MEDI-SNAP®

psu_peek

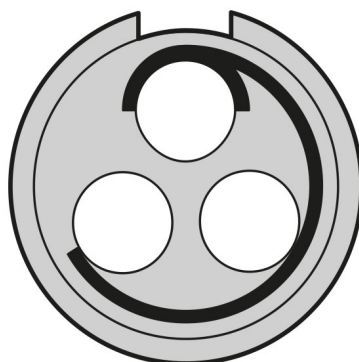
DIMENSIONS



CODING: 0°



POSITIONS: 3 positions



Further technical information and downloads

[3D-File \[STP File\]](#)

[Assembly Instruction](#)