K11K0C-PD8LCD0-5000

odu mini snap® series k

straight in line receptacle with break away and push pull locking

size: 1, IP68, keying: 0, number of contacts: 8, solder cup, contact type: sockets, Ethernet/IP® (1 Gbit/s)

Basic information

Part number	K11K0C-PD8LCD0-5000
Category	connector
Type of connector	in line receptacle
Assembly situation	straight
Size	1

Contact insert description

Special features	data transmission
Transmission type	Ethernet/IP® (1 Gbit/s)
Number of contacts	8
Contact type	sockets
Contact diameter	0.5 mm
Termination type	solder cup
Termination diameter	0.65 mm
Wire cross section AWG	AWG 26

Technical information

Nominal current single contact	4 A	IEC 60512-5-2:2002 (DIN EN 60512-5-2:2003)
Max. current insert	2.6	VDE 0298-4:2003
Test voltage	1 kV AC	SAE AS 13441:1998 method 3001.1
Max. creepage distance (contact to contact)	0.5 mm (Contact to housing)	
Max. creepage distance (contact to housing)	0.7 mm (Contact to housing)	
Max. clearance distance (contact to contact)	0.5 mm (Contact to contact)	
Max. clearance distance (contact to housing)	0.7 mm (Contact to housing)	

Cable description

Cable outlet	back nut
Min. cable diameter	4.5
Max. cable diameter	5

Mechanical and environmental data

Locking principle	break away , push pull
Mating cycles	5000
IP class	IP68
Max. operating temperature	120 °C
Min. operating temperature	-40 °C

ip protection class refers to mated condition

Material and surface treatments

Material	cu alloy with matt chrome finish
Insulator material	peek
Contact material	cu alloy with gold finish

Graphics and technical drawings

DIMENSIONS

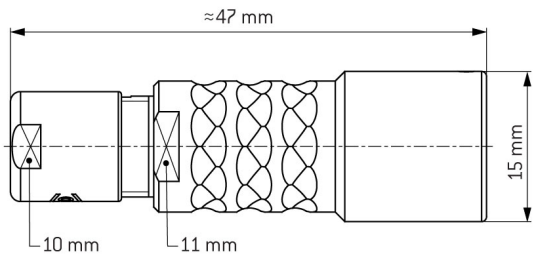

CODING: 0 °

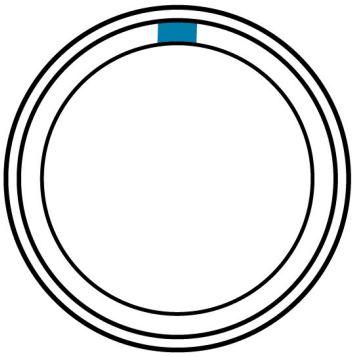

POSITIONS: 8 positions

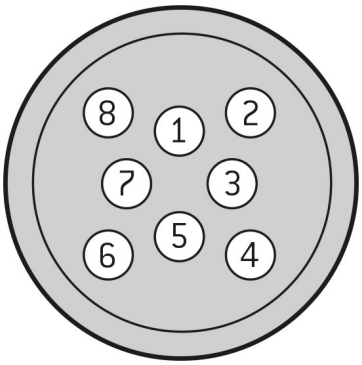

Further technical information and downloads

Connection diagram	connection_diagram_8_pin_ethernet_1gbs_10gbs_rj45
3D-File (STP File)	
Technical specifications	