

## receptacle\_with\_screw\_lock\_for\_rear\_panel\_mounting\_with\_cable\_outlet

size\_00\_ip6k8\_ip6k9k\_coding\_b\_red\_4\_contacts\_sockets\_solder\_cup\_data\_transmission\_usb®\_2.0\_480\_mbits



### Basic information

Part number	GSCWBM-PU4WBM0-0000
Category	connector
Type of connector	receptacle
Assembly situation	rear_panel_mounting
Size	00

### Contact insert description

Special features	data_transmission
Transmission type	USB® 2.0 (480 Mbit/s)
Number of contacts	4
Contact type	sockets
Contact diameter	0.3 mm
Termination type	solder_cup
Termination diameter	0.45 mm
Wire cross section AWG	AWG 28; AWG 24

### Technical information

Max. current single contact	1 A; 3 A	IEC 60512-5-2:2002 (DIN EN 60512-5-2:2003)
Test voltage	0.75 kV DC	EIA-364-20F:2019-02

### Cable description

Cable outlet	overmolding
Min. cable diameter	3.2
Max. cable diameter	5

## Mechanical and environmental data

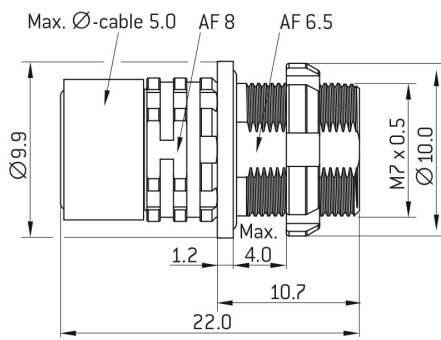
Locking principle	screw_lock
Keying	b
Mating cycles	5.000
IP class	IP68 / IP6K9K
Max. operating temperature	125 °C
Min. operating temperature	-51 °C
Tightening torque	0.5 Nm
Weight	9.999 g

ip\_protection\_class\_refers\_to\_mated\_condition


## Material and surface treatments

Material	cu_alloy_with_ruthenium_finish
Contact material	gold

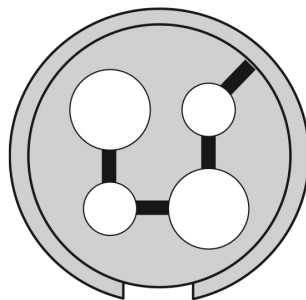
**DIMENSIONS:**



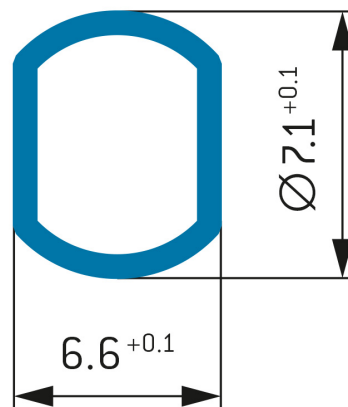
**CODING:**B



**POSITIONS:** 4 positions



**PANEL CUT OUT:**



## Further technical information and downloads

Connection diagram

connection\_diagram\_04\_pin\_usb\_2\_0\_typ\_a\_amc\_hd\_bg\_00

[3D-File \(STP File\)](#)

[Assembly Instruction](#)

[Technical specifications](#)