

receptacle_with_screw_lock_for_rear_panel_mounting_with_cable_outlet

size_00_ip6k8_ip6k9k_coding_b_red_7_contacts_sockets_solder_cup_signal_transmission



Basic information

Part number	GSCWBM-P07WBC0-0000
Category	connector
Type of connector	receptacle
Assembly situation	rear_panel_mounting
Size	00

Contact insert description

Transmission type	Signal
Number of contacts	7
Contact type	sockets
Contact diameter	0.3 mm
Termination type	solder_cup
Termination diameter	0.45 mm
Wire cross section AWG	AWG 28

Technical information

Max. current single contact	1 A	IEC 60512-5-2:2002 (DIN EN 60512-5-2:2003)
Max. current insert	0.65 A	VDE 0298-4:2013
Test voltage	0.75 kV DC	EIA-364-20F:2019-02

Cable description

Cable outlet	overmolding
Min. cable diameter	3.2
Max. cable diameter	5

Mechanical and environmental data

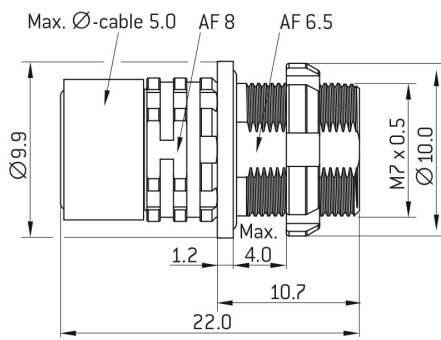
Locking principle	screw_lock
Keying	b
Mating cycles	5.000
IP class	IP68 / IP6K9K
Max. operating temperature	125 °C
Min. operating temperature	-51 °C
Tightening torque	0.5 Nm
Weight	2.2 g

ip_protection_class_refers_to_mated_condition


Material and surface treatments

Material	cu_alloy_with_ruthenium_finish
Contact material	gold

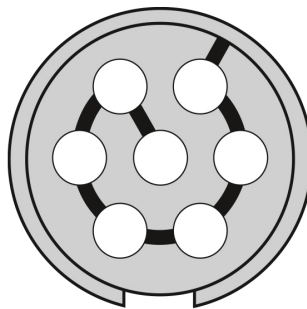
DIMENSIONS:



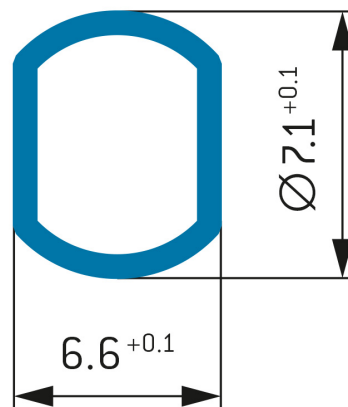
CODING:B



POSITIONS: 7 positions



PANEL CUT OUT:



Further technical information and downloads

[3D-File \(STP File\)](#)

[Assembly Instruction](#)

[Technical specifications](#)