

receptacle_with_screw_lock_for_rear_panel_mounting_with_cable_outlet

size_1_ip6k8_ip6k9k_coding_d_green_20_contacts_sockets_solder_cup_data_transmission_and_high_power_ethernet®_1_gbits+_power



Basic information

Part number	GS1WDM-P20WMM0-0000
Category	connector
Type of connector	receptacle
Assembly situation	rear_panel_mounting
Size	1

Contact insert description

Special features	data_transmission
Number of contacts	20
Contact type	sockets
Contact diameter	0.3 mm; 0.7 mm
Termination type	solder_cup
Termination diameter	0.85 mm
Wire cross section AWG	AWG 28; AWG 22

Technical information

Max. current single contact	1 A	IEC 60512-5-2:2002 (DIN EN 60512-5-2:2003)
Test voltage	0.75 kV DC	EIA-364-20F:2019-02

Cable description

Cable outlet	overmolding
Min. cable diameter	3.2
Max. cable diameter	8.5

Mechanical and environmental data

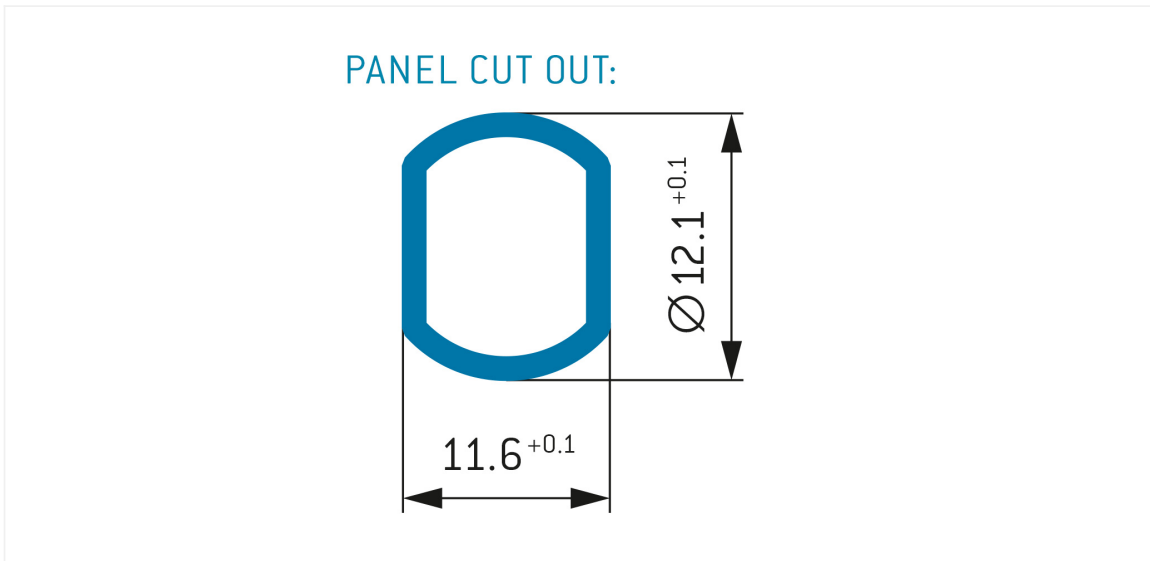


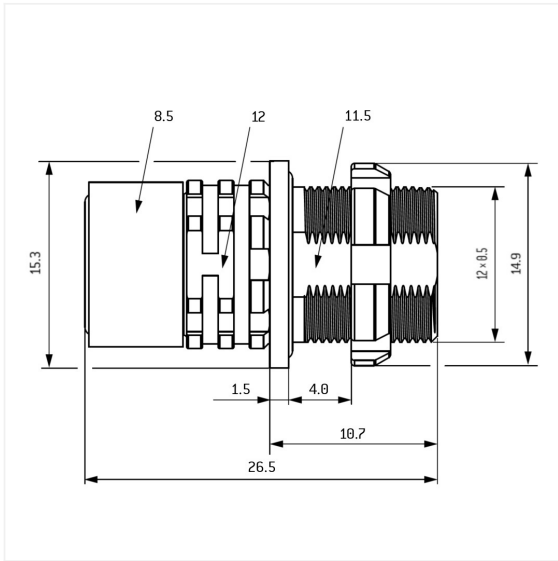
Locking principle	screw_lock
Keying	d
Mating cycles	5.000
IP class	IP68 / IP6K9K
Max. operating temperature	125 °C
Min. operating temperature	-51 °C
Tightening torque	1 Nm
Weight	9.999 g

ip_protection_class_refers_to_mated_condition

Material and surface treatments

Material	cu_alloy_with_ruthenium_finish
Contact material	gold

Graphics and technical drawings



Further technical information and downloads

[3D-File \(STP File\)](#)

[Assembly Instruction](#)

[Technical specifications](#)