

## receptacle\_with\_break\_away\_locking\_for\_rear\_panel\_mounting

size\_0\_ip6k8\_ip6k9k\_coding\_d\_green\_16\_contacts\_sockets\_pcb\_data\_transmission



### Basic information

Part number	GKOWDM-P16UB00-000L
Category	connector
Type of connector	receptacle
Assembly situation	rear_panel_mounting

### Contact insert description

Special features	data_transmission
Transmission type	Ethernet/IP® [10 Gbit/s]
Number of contacts	16
Contact type	sockets
Contact diameter	0.3 mm
Termination type	pcb
Termination diameter	0.3 mm

### Technical information

Max. current single contact	1 A	IEC 60512-5-2:2002 (DIN EN 60512-5-2:2003)
Max. current insert	0.5 A	VDE 0298-4:2013
Test voltage	0.75 kV DC	EIA-364-20F:2019-02

### Mechanical and environmental data

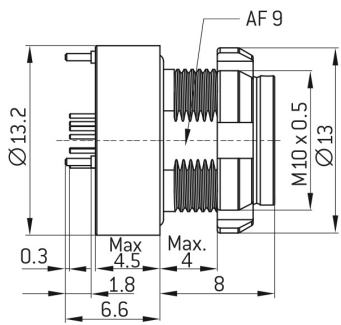
Locking principle	break_away
Keying	d
Mating cycles	5.000
IP class	IP68 / IP6K9K
Max. operating temperature	125 °C
Min. operating temperature	-51 °C
Tightening torque	1 Nm
Weight	6.26 g

ip\_protection\_class\_refers\_to\_mated\_condition

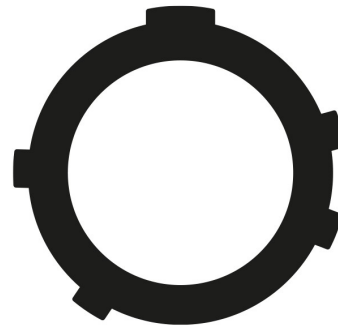
## Material and surface treatments

<b>Material</b>	cu_alloy_with_ruthenium_finish
<b>Contact material</b>	gold

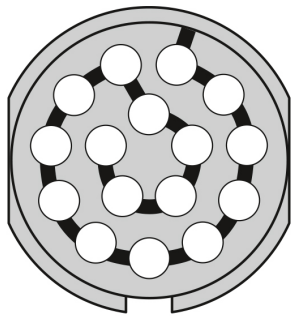
DIMENSIONS:



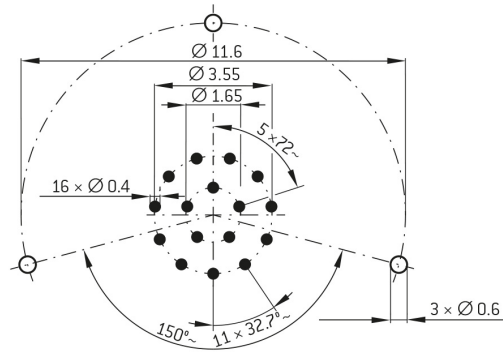
CODING: C



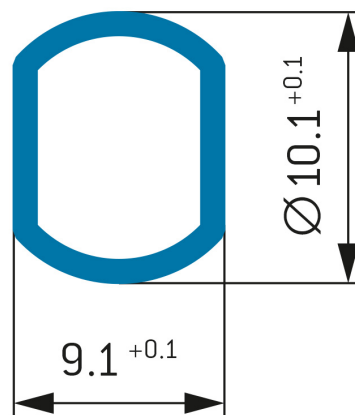
POSITIONS: 16 positions



PCB-LAYOUT:



PANEL CUT OUT:



## Further technical information and downloads

Connection diagram

connection\_diagram\_16\_pin\_ethernet\_10gbs\_rj45

[3D-File \(STP File\)](#)

[Technical specifications](#)