

## receptacle\_with\_break\_away\_and\_push\_pull\_locking\_for\_front\_panel\_mounting

size: 1, IP68, keying: c, number\_of\_contacts: 2, pcb, contact\_type: sockets, Signal



### Basic information

Part number	GA1MC7-P02QP00-0000
Category	connector
Type of connector	receptacle
Assembly situation	front_panel_mounting
Size	1

### Contact insert description

Special features	iec_60601_1_1_mopp_&_2_moop
Transmission type	Signal
Number of contacts	2
Contact type	sockets
Contact diameter	1.3 mm
Termination type	pcb
Termination diameter	0.7 mm

### Technical information

Nominal current single contact	12 A	IEC 60512-5-2:2002 (DIN EN 60512-5-2:2003)
Max. current insert	12	VDE 0298-4:2003
Test voltage	1.4 kV AC	EIA-364-20F:2019-02
Max. creepage distance (contact to contact)	1.3 mm (Contact to housing)	
Max. clearance distance (contact to contact)	1.3 mm (Contact to contact)	

## Mechanical and environmental data

Locking principle	break_away , push_pull
Keying	c
Mating cycles	5000
IP class	IP68
Max. operating temperature	120 °C
Min. operating temperature	50 °C

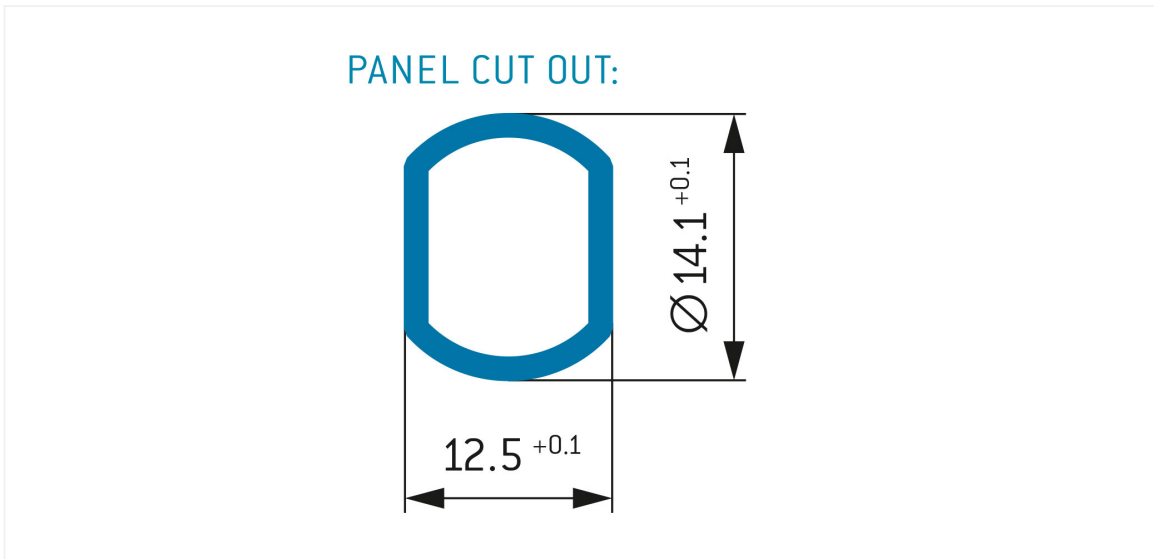
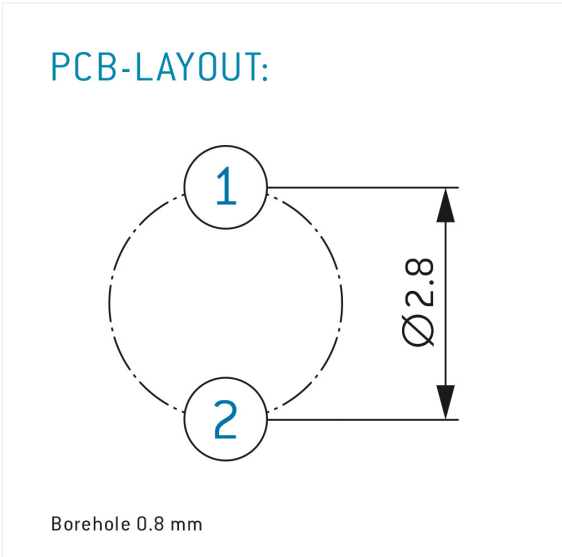
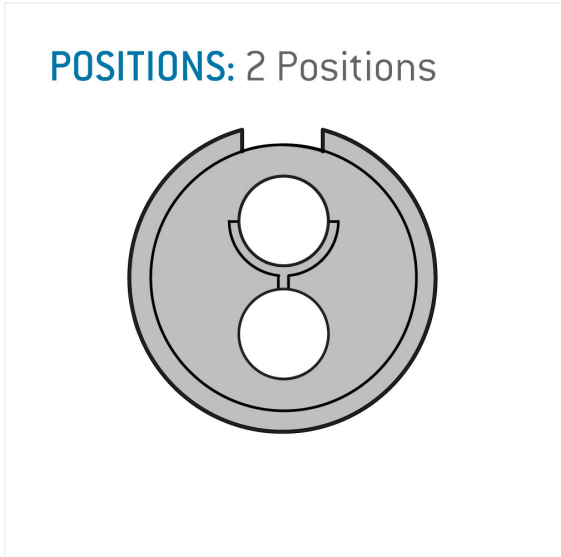
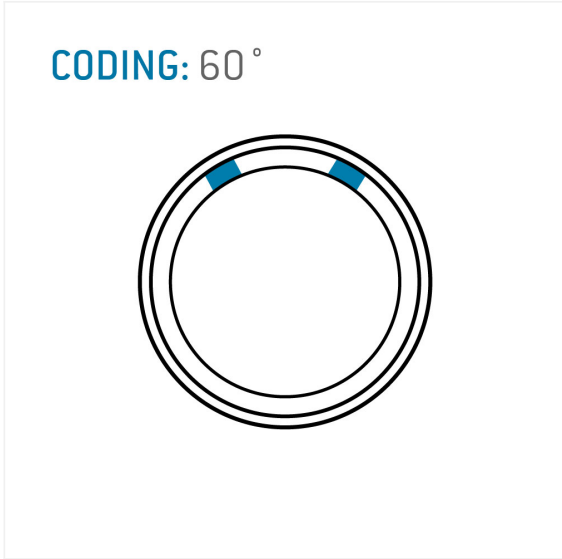
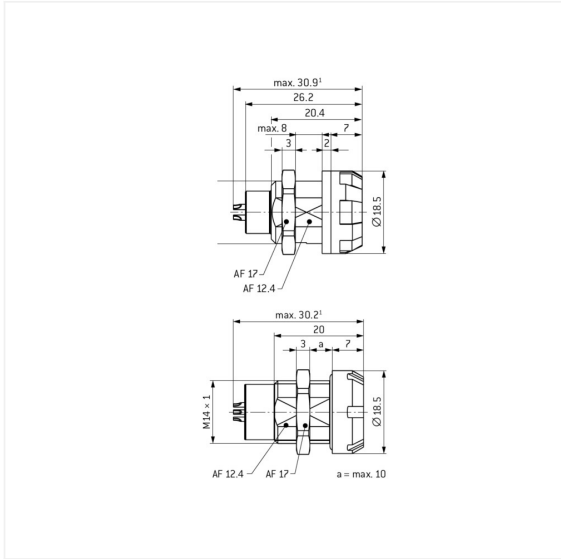
## Material and surface treatments

Material	psu_gray
Insulator material	peek
Contact material	cu_alloy_with_gold_finish

## Insulator materials MEDI-SNAP®

psu\_peek\_o\_a

Graphics and technical drawings



f\_graphics\_pcb\_layout\_sockets

## Further technical information and downloads

[3D-File \(STP File\)](#)