

receptacle_with_break_away_and_push_pull_locking_for_front_panel_mounting

size: 1, IP68, keying: a, number_of_contacts: 5, solder_cup, contact_type: sockets, Signal



Basic information

Part number	GA1MA8-P05LJG0-0000
Category	connector
Type of connector	receptacle
Assembly situation	front_panel_mounting
Size	1

Contact insert description

Special features	iec_60601_1_1_mopp_&_2_moop
Transmission type	Signal
Number of contacts	5
Contact type	sockets
Contact diameter	0.9 mm
Termination type	solder_cup
Termination diameter	0.85 mm
Wire cross section AWG	AWG 22

Technical information

Nominal current single contact	7.5 A	IEC 60512-5-2:2002 (DIN EN 60512-5-2:2003)
Max. current insert	5.625	VDE 0298-4:2003
Test voltage	1.05 kV AC	EIA-364-20F:2019-02
Max. creepage distance (contact to contact)	0.8 mm (Contact to housing)	
Max. clearance distance (contact to contact)	0.8 mm (Contact to contact)	

Mechanical and environmental data

Locking principle	break_away , push_pull
Keying	coding_40°
Mating cycles	5.000
IP class	IP68
Max. operating temperature	120 °C
Min. operating temperature	-50 °C
Weight	25.3 g

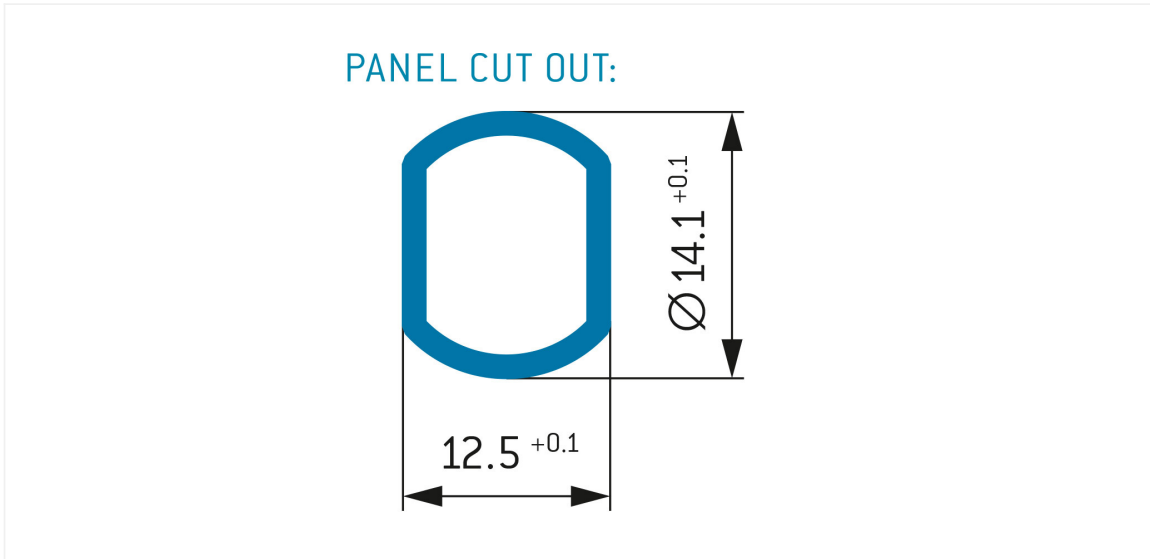
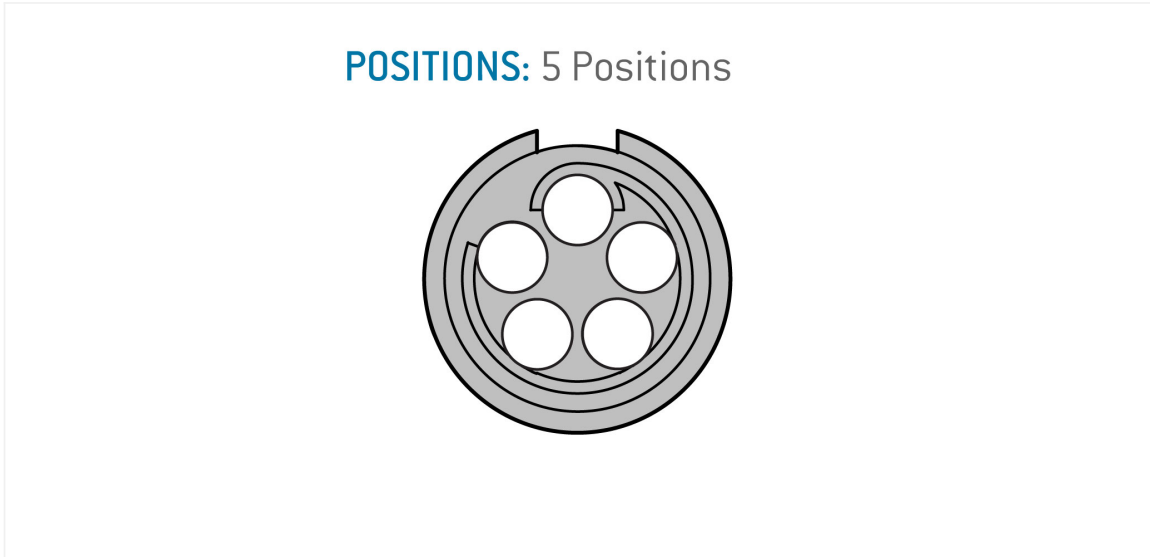
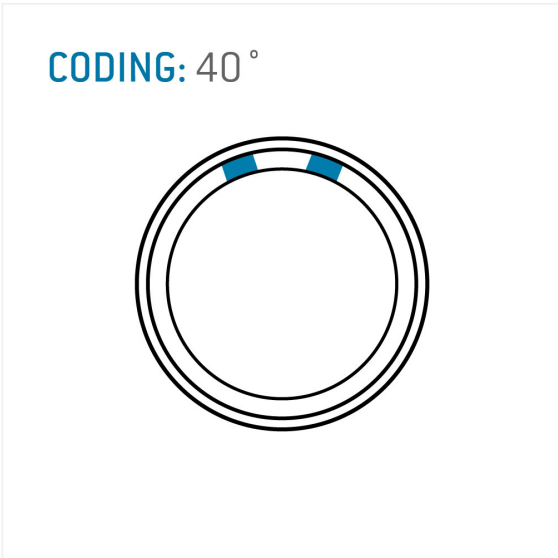
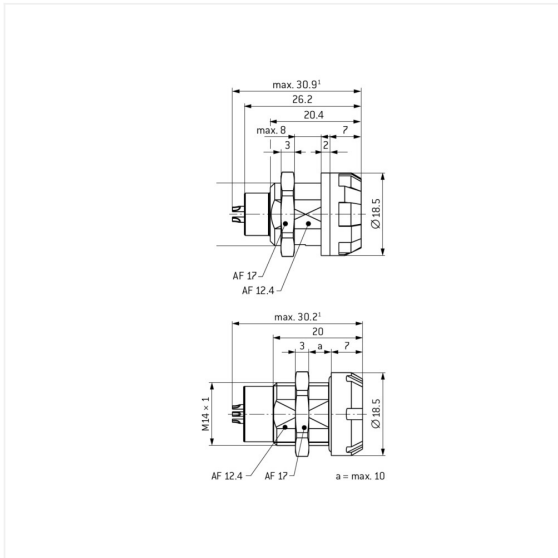
Material and surface treatments

Material	psu_black
Contact material	gold

Insulator materials MEDI-SNAP®

psu_peek_o_a

Graphics and technical drawings



Further technical information and downloads

[3D-File \(STP File\)](#)