

## receptacle\_with\_break\_away\_and\_push\_pull\_locking\_for\_front\_panel\_mounting

size: 1, IP50, keying: c, number\_of\_contacts: 14, solder\_cup, contact\_type: sockets, Signal



### Basic information

Part number	G91MC8-P14LCC0-0000
Category	connector
Type of connector	receptacle
Assembly situation	front_panel_mounting
Size	1

### Contact insert description

Special features	iec_60601_1_2_mopp_&_2_moop
Transmission type	Signal
Number of contacts	14
Contact type	sockets
Contact diameter	0.5 mm
Termination type	solder_cup
Termination diameter	0.45 mm
Wire cross section AWG	AWG 28

### Technical information

Nominal current single contact	4 A	IEC 60512-5-2:2002 (DIN EN 60512-5-2:2003)
Max. current insert	2	VDE 0298-4:2003
Test voltage	0.7 kV AC	EIA-364-20F:2019-02
Max. creepage distance (contact to contact)	0.5 mm (Contact to housing)	
Max. clearance distance (contact to contact)	0.5 mm (Contact to contact)	

## Mechanical and environmental data

Locking principle	break_away , push_pull
Keying	c
Mating cycles	5000
IP class	IP50
Max. operating temperature	120 °C
Min. operating temperature	50 °C

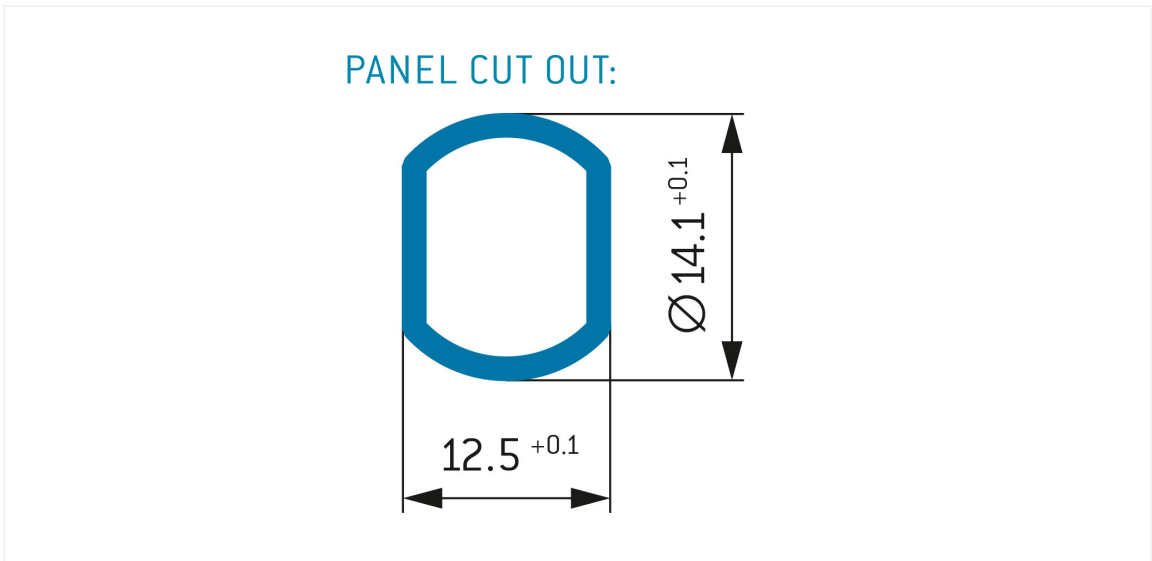
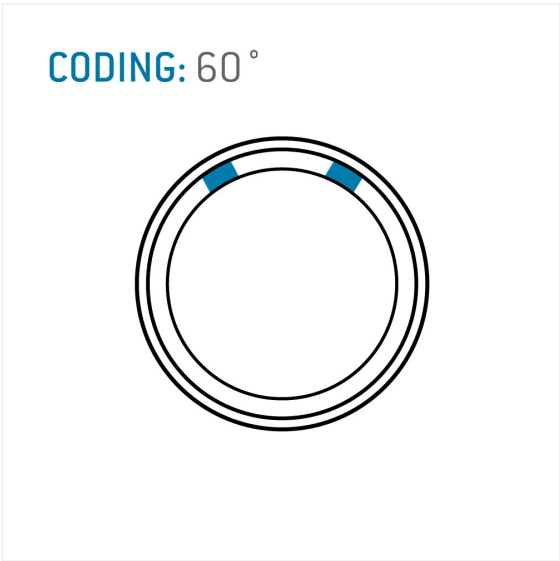
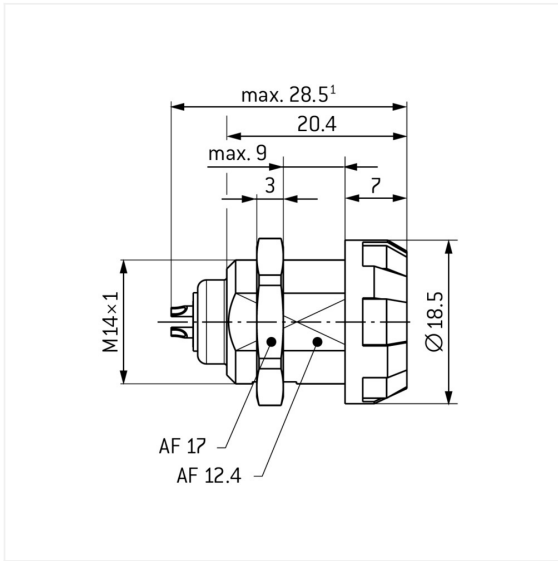
## Material and surface treatments

Material	psu_black
Insulator material	peek
Contact material	cu_alloy_with_gold_finish

## Insulator materials MEDI-SNAP®

psu\_peek\_o\_a

Graphics and technical drawings



## Further technical information and downloads

[3D-File \(STP File\)](#)