


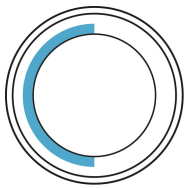
General information

Part number	G82F1C-P02LSNO-0000
Termination	solder
Size	2
Locking principle	break , push
Coding	1_halfshell

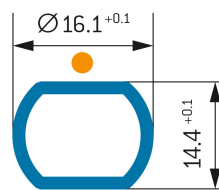


Illustrations may differ from original product.
Dimensions, unless otherwise specified, in mm.

CODING:1



PANEL CUT OUT:



Contact insert description

Number of contacts	2
Contact type	sockets
Contact diameter	16mm
Insulator material	peek
Wire cross section	18_awg
Termination	solder
Termination diameter	14mm

reverse_gender_on_request

Technical information

Max. creepage and air clearance distance	21_mm	16_mm
Nominal current single contact	16_a	iec_60512_5_2
Nominal current insert	16 A	vde_0298_4
Test voltage	21_kv_ac	sae_13441

safety_text

Mechanical and environmental data

Degree of protection*	ip68
Operating temperature	40_120_c
Mating cycles	5000

mated_unmated

Material and surface treatments

Housing	m_chrome
Contact	cu_alloy_gold

safety_text_2
ul_text
illustrative_text