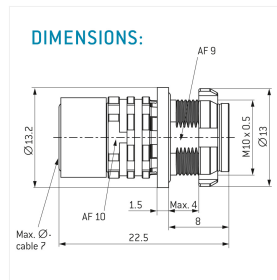
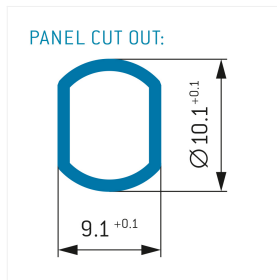
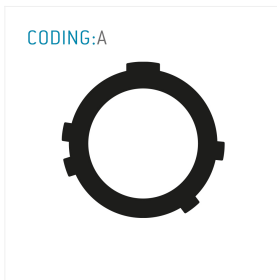


General information

Part number	G60WAM-P12WMM0-0000
Termination	solder
Size	0
Locking principle	break
Coding	a_key_amc
Cable Diameter	cable_amchd_0



Illustrations may differ from original product. Dimensions, unless otherwise specified, in mm.



The pin layout corresponds to the view on the termination area

Contact insert description

Number of contacts	12
Contact type	sockets
Contact diameter	10_03_2_07mm
Insulator material	peek
Wire cross section	22_awg_28_awg
Termination	solder
Data transmission	usb_32

reverse_gender_on_request

Connection diagram

con_usb_32

Technical information

Nominal current single contact	1_5_a	iec_60512_5_2
Test voltage	075_kv_dc	eia_364_20f

safety_text

Mechanical and environmental data

Degree of protection*	ipsk8_ip6k9k
-----------------------	--------------

Operating temperature	51_125_c
-----------------------	----------

Mating cycles	5000
---------------	------

mated

Material and surface treatments

Housing	ruthenium
---------	-----------

Contact	cu_alloy_gold
---------	---------------

safety_text_2

data_text

ul_text

illustrative_text