


G51ME7-P05QJ00-0040
medi_snap, type_g5

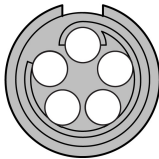
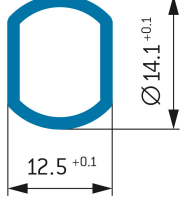
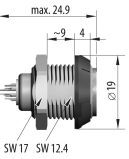
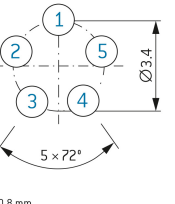


General information

Part number	G51ME7-P05QJ00-0040
Termination	pcb
Size	1
Locking principle	break , push
Coding	e_key_medi



Illustrations may differ from original product.
 Dimensions, unless otherwise specified, in mm.

<p>POSITIONS: 5 Positions</p> 	<p>PANEL CUT OUT:</p> 	<p>DIMENSIONS</p> 	<p>PCB-LAYOUT:</p> 
--	--	--	---

The pin layout corresponds to the view on the termination area

Contact insert description

Number of contacts	5
Contact type	sockets
Contact diameter	09mm
Insulator material	peek
Termination	pcb
Termination diameter	07mm

reverse_gender_on_request

Technical information

Max. creepage and air clearance distance	08_mm	iec_60601_1mopp_2moop
Nominal current single contact	075_a	iec_60512_5_2
Nominal current insert	5,625 A	vde_0298_4
Test voltage	105_kv_ac	eia_364_20f

safety_text
 iec_60601_receptacle

Mechanical and environmental data

Degree of protection*	ip50
Operating temperature	50_120_c
Mating cycles	5000

mated_unmated

Insulator materials MEDI-SNAP®

psu_peek_o_a

Material and surface treatments

Housing	psu_gray
Color option	yellow
Contact	cu_alloy_gold

safety_text_2

ul_text

illustrative_text