

receptacle_with_break_away_and_push_pull_locking_for_front_or_rear_panel_mounting

size: 1, IP50, keying: c, number_of_contacts: 6, pcb, contact_type: sockets, Signal

Basic information

Part number	G51MC8-P06QF00-0080
Category	connector
Type of connector	receptacle
Assembly situation	front_panel_mounting, rear_panel_mounting
Size	1

Contact insert description

Special features	iec_60601_1_1_mopp_&_2_moop
Transmission type	Signal
Number of contacts	6
Contact type	sockets
Contact diameter	0.7 mm
Termination type	pcb
Termination diameter	0.5 mm

Technical information

Nominal current single contact	6 A	IEC 60512-5-2:2002 (DIN EN 60512-5-2:2003)
Max. current insert	4.5	VDE 0298-4:2003
Test voltage	1.1 kV AC	EIA-364-20F:2019-02
Max. creepage distance (contact to contact)	0.85 mm (Contact to housing)	
Max. creepage distance (contact to housing)	IEC 60601-1: 1MOPP. 2MOPP*	
Max. clearance distance (contact to contact)	0.85 mm (Contact to contact)	
Max. clearance distance (contact to housing)	IEC 60601-1: 1MOPP. 2MOPP*	

Mechanical and environmental data

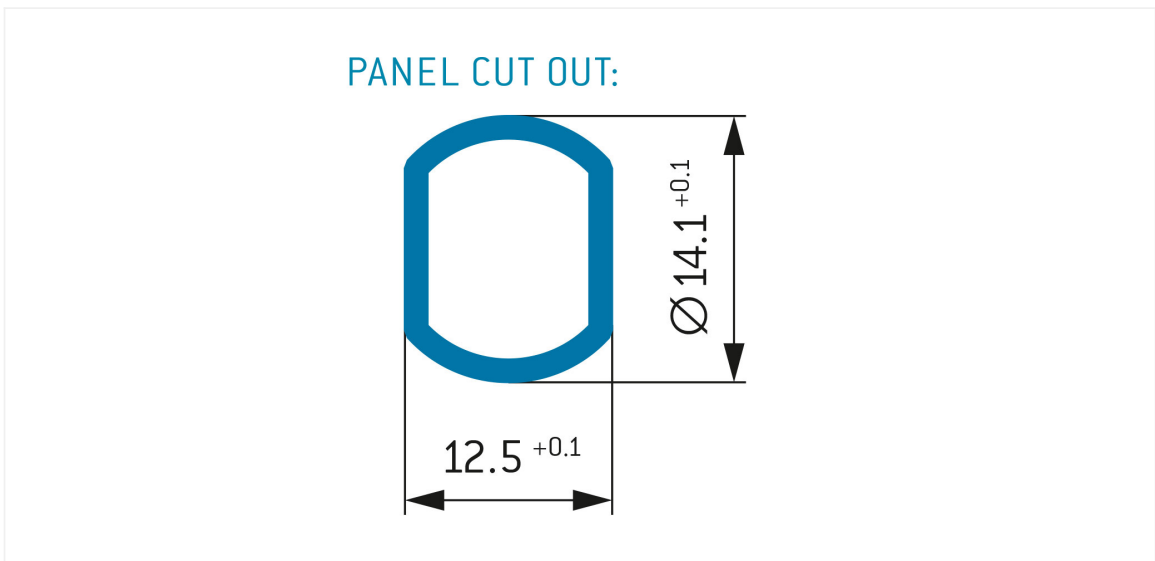
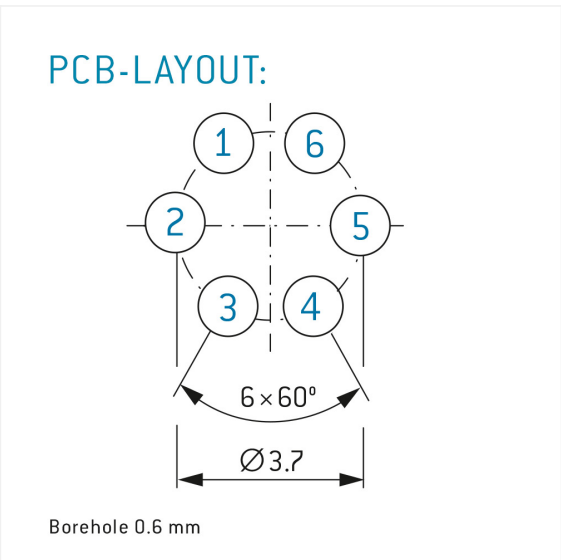
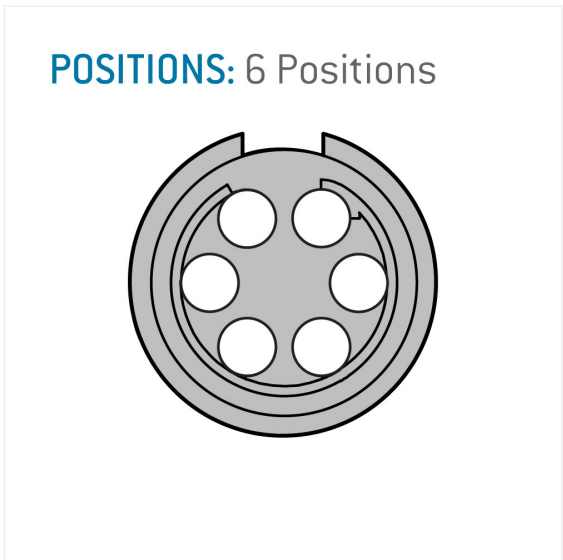
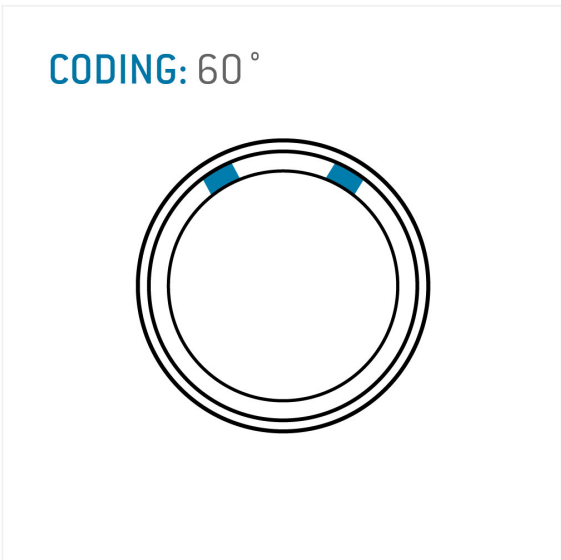
Locking principle	break_away , push_pull
Keying	c
Mating cycles	5000
IP class	IP50
Max. operating temperature	120 °C
Min. operating temperature	50 °C

Material and surface treatments

Material	psu_black
Insulator material	peek
Contact material	cu_alloy_with_gold_finish
Color option (Front or back nut)	black

Insulator materials MEDI-SNAP®

psu_peek_o_a



Further technical information and downloads

[3D-File \(STP File\)](#)