

## Receptacle with break-away and push-pull locking for front or rear panel mounting

Size: 1, IP50, Keying: A, Number of contacts: 8, Solder cup, Contact type: Sockets, Signal

### Basic information

Part number	G51MA8-P08LFD0-0070
Category	Connector
Type of connector	Receptacle
Assembly situation	Front panel mounting, Rear panel mounting
Size	1

### Contact insert description

Special features	IEC 60601-1 (1 MOPP & 2 MOOP)
Transmission type	Signal
Number of contacts	8
Contact type	Sockets
Contact diameter	0.7 mm
Termination type	Solder cup
Termination diameter	0.65 mm
Wire cross section AWG	AWG 26

Reverse gender on request

### Technical information

Max. current single contact	6 A	IEC 60512-5-2:2002 (DIN EN 60512-5-2:2003)
Max. current insert	3.9	VDE 0298-4:2003
Test voltage	0.95 kV AC	EIA-364-20F:2019-02
Max. creepage distance (contact to contact)	0.6 mm (Contact to housing)	
Max. creepage distance (contact to housing)	IEC 60601-1: 1MOPP. 2MOOP*	
Max. clearance distance (contact to contact)	0.6 mm (Contact to contact)	
Max. clearance distance (contact to housing)	IEC 60601-1: 1MOPP. 2MOOP*	

All shown connectors are rated to a safety extra low voltage (SELV) of less than 50 V AC / 75 V DC, according to IEC 61140:2016 (VDE 0140-1:2016) Protection against electric shock - Common aspects for installation and equipment. In case other standards rule a specific use of the connector, the application specific safety criteria shall be considered first. In this context, lower voltage ratings may be valid. Warning: Danger to life for operating voltages above 50 V AC / 120 V DC!

\* As per IEC 60601-1:2012 (VDE 0750-1:2013-12). Max working voltage of the medical electrical device 250 V AC (degree of pollution 2).

### Mechanical and environmental data

<b>Locking principle</b>	Break-Away , Push-Pull
<b>Keying</b>	A
<b>Mating cycles</b>	5000
<b>IP class</b>	IP50
<b>Max. operating temperature</b>	120 °C
<b>Min. operating temperature</b>	50 °C

\*mated & unmated condition

### Material and surface treatments

<b>Material</b>	PSU black
<b>Insulator material</b>	PEEK
<b>Contact material</b>	Cu-alloy with gold finish
<b>Color option (Front or back nut)</b>	Gray

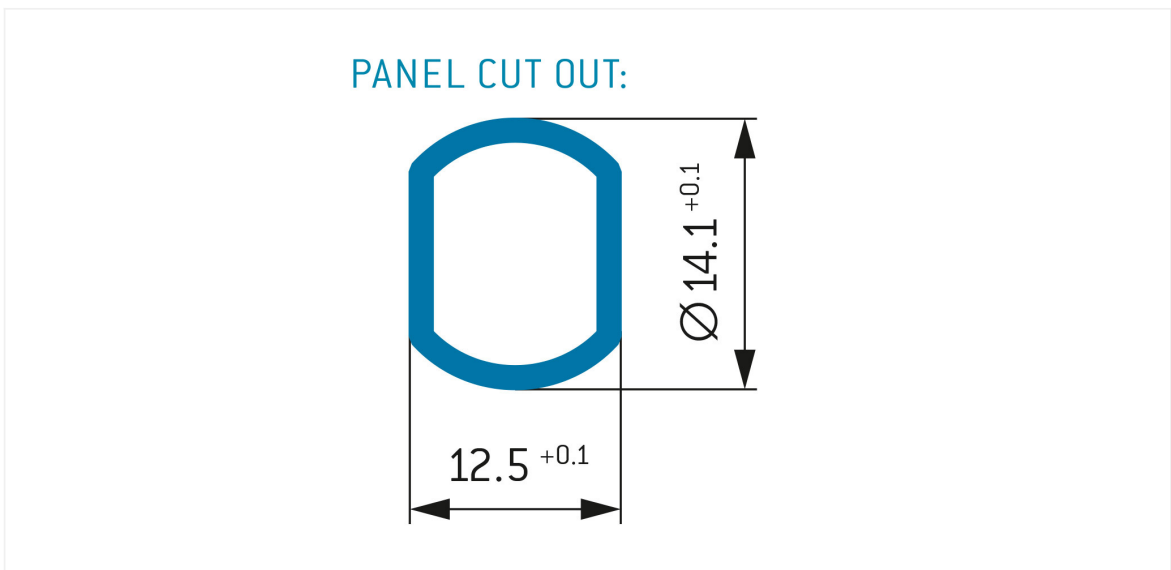
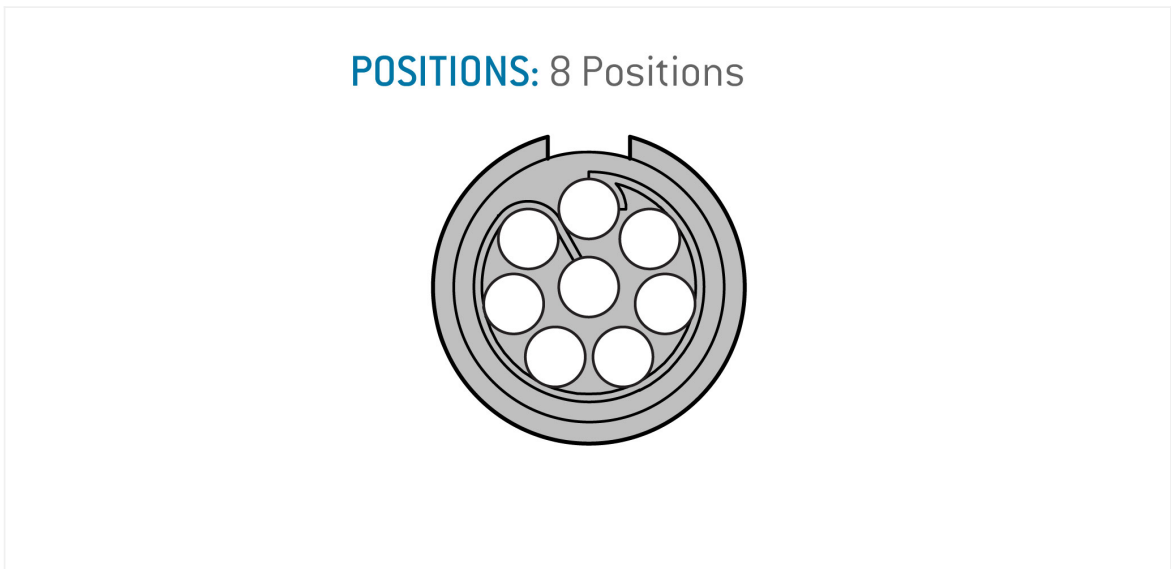
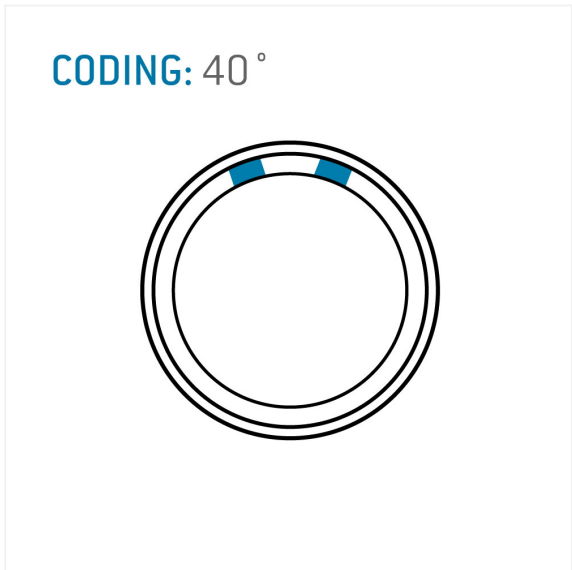
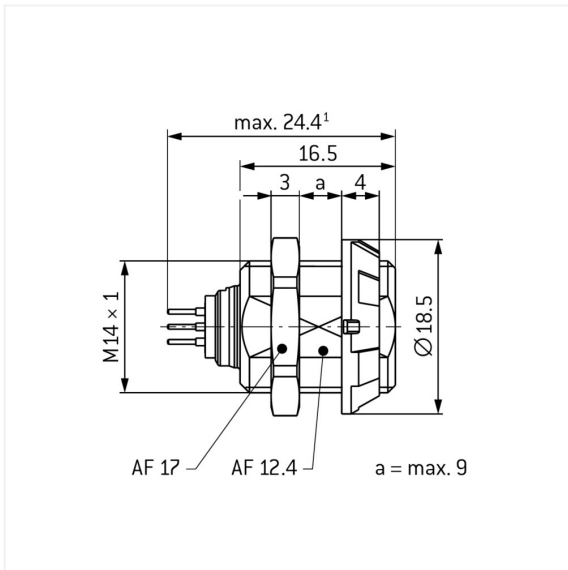
### Insulator materials MEDI-SNAP®

	Standard	PEEK
<b>Flammability rating</b>	UL 94	V-0/1.5
<b>Operation temperature</b>		-50 to +250 °C
<b>Dielectric strength</b>	IEC 60243-1:2013 (VDE 0303-21:2014)	19 kV/mm
<b>Comparative figure of the creep resistance CTI</b>	IEC 60112: 2009 (VDE 0303-11:2010)	175
<b>Water absorption</b>	ASTM D 570:1998 / ISO 62:2008	0.1 %
<b>Insulation resistance</b>	IEC 60512-3-1:2002 (DIN EN 60512-3-1:2003-01)	> 1 x 10 <sup>12</sup> Ω

ODU MEDI-SNAP® and MINI-SNAP® are UL-approved (E110586).

ODU reserves the right to make changes based on the current state of knowledge without prior notice without being obliged to provide replacement deliveries or refinements of older designs.

All shown connectors are defined without breaking capacity (COC) according to IEC 61984:2008 (VDE 0627:2009).



## Further technical information and downloads

[3D-File \(STP File\)](#)