

receptacle_with_break_away_and_push_pull_locking_for_front_or_rear_panel_mounting

size: 1, IP50, keying: a, number_of_contacts: 6, pcb_angled, contact_type: sockets, Signal



Basic information

| | |
|--------------------|--|
| Part number | G51MA8-P06QF00-A080 |
| Category | connector |
| Type of connector | receptacle |
| Assembly situation | front_panel_mounting, rear_panel_mounting |
| Size | 1 |

Contact insert description

| | |
|----------------------|-----------------------------|
| Special features | iec_60601_1_1_mopp_&_2_moop |
| Transmission type | Signal |
| Number of contacts | 6 |
| Contact type | sockets |
| Contact diameter | 0.7 mm |
| Termination type | pcb_angled |
| Termination diameter | 0.5 mm |

Technical information

| | | |
|--|------------------------------|--|
| Nominal current single contact | 6 A | IEC 60512-5-2:2002 (DIN EN 60512-5-2:2003) |
| Max. current insert | 4.5 | VDE 0298-4:2003 |
| Test voltage | 1.1 kV AC | EIA-364-20F:2019-02 |
| Max. creepage distance (contact to contact) | 0.85 mm (Contact to housing) | |
| Max. creepage distance (contact to housing) | IEC 60601-1: 1MOPP. 2MOPP* | |
| Max. clearance distance (contact to contact) | 0.85 mm (Contact to contact) | |
| Max. clearance distance (contact to housing) | IEC 60601-1: 1MOPP. 2MOPP* | |

Mechanical and environmental data

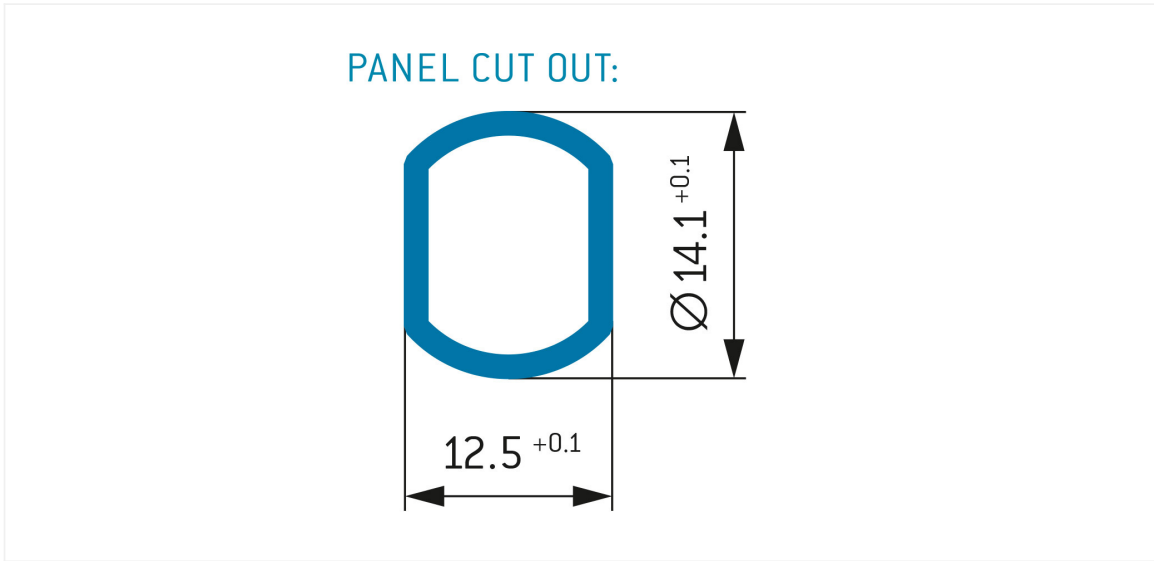
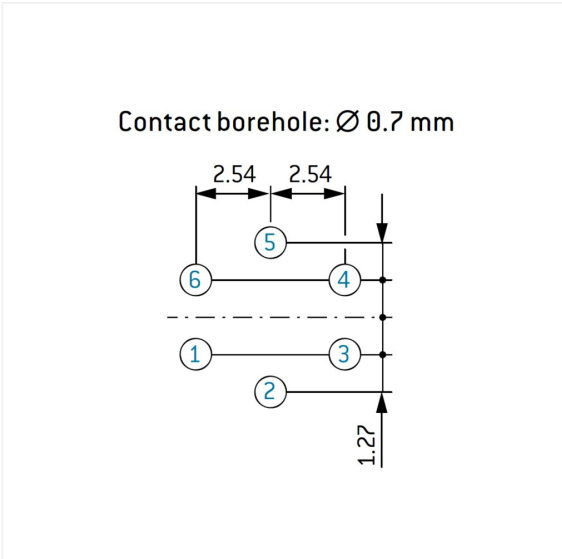
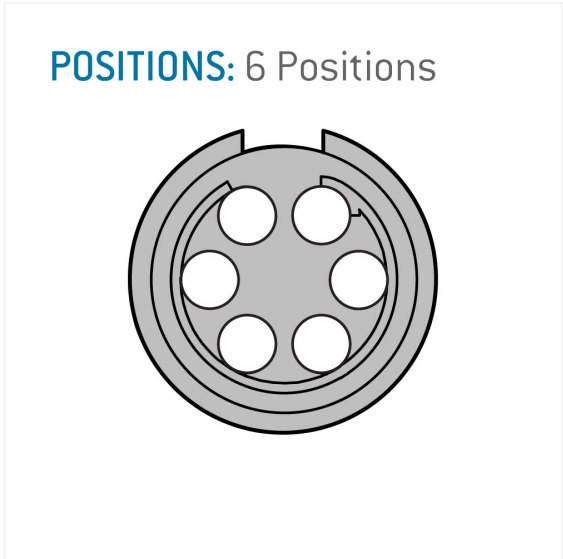
| | |
|----------------------------|------------------------|
| Locking principle | break_away , push_pull |
| Keying | a |
| Mating cycles | 5000 |
| IP class | IP50 |
| Max. operating temperature | 120 °C |
| Min. operating temperature | 50 °C |

Material and surface treatments

| | |
|----------------------------------|---------------------------|
| Material | psu_black |
| Insulator material | peek |
| Contact material | cu_alloy_with_gold_finish |
| Color option (Front or back nut) | black |

Insulator materials MEDI-SNAP®

psu_peek_o_a



Further technical information and downloads

[3D-File \(STP File\)](#)