

## receptacle\_with\_break\_away\_and\_push\_pull\_locking\_for\_front\_or\_rear\_panel\_mounting

size: 1, IP50, keying: 0, number\_of\_contacts: 8, crimp, contact\_type: sockets, Signal



### Basic information

Part number	G51M07-P08NFG0-0080
Category	connector
Type of connector	receptacle
Assembly situation	front_panel_mounting, rear_panel_mounting
Size	1

### Contact insert description

Special features	iec_60601_1_1_mopp_&_2_moop
Transmission type	Signal
Number of contacts	8
Contact type	sockets
Contact diameter	0.7 mm
Termination type	crimp
Wire cross section AWG	AWG 22 – 26

### Crimp contacts

Please refer to the installed contacts for the correct crimp settings and the tools to be used.

[175.481.000.207.000](#)

### Technical information

Nominal current single contact	7.5 A	IEC 60512-5-2:2002 (DIN EN 60512-5-2:2003)
Max. current insert	4.875	VDE 0298-4:2003
Test voltage	0.95 kV AC	EIA-364-20F:2019-02
Max. creepage distance (contact to contact)	0.4 mm (Contact to housing)	
Max. creepage distance (contact to housing)	IEC 60601-1: 1MOPP. 2MOPP*	
Max. clearance distance (contact to contact)	0.4 mm (Contact to contact)	
Max. clearance distance (contact to housing)	IEC 60601-1: 1MOPP. 2MOPP*	

## Mechanical and environmental data

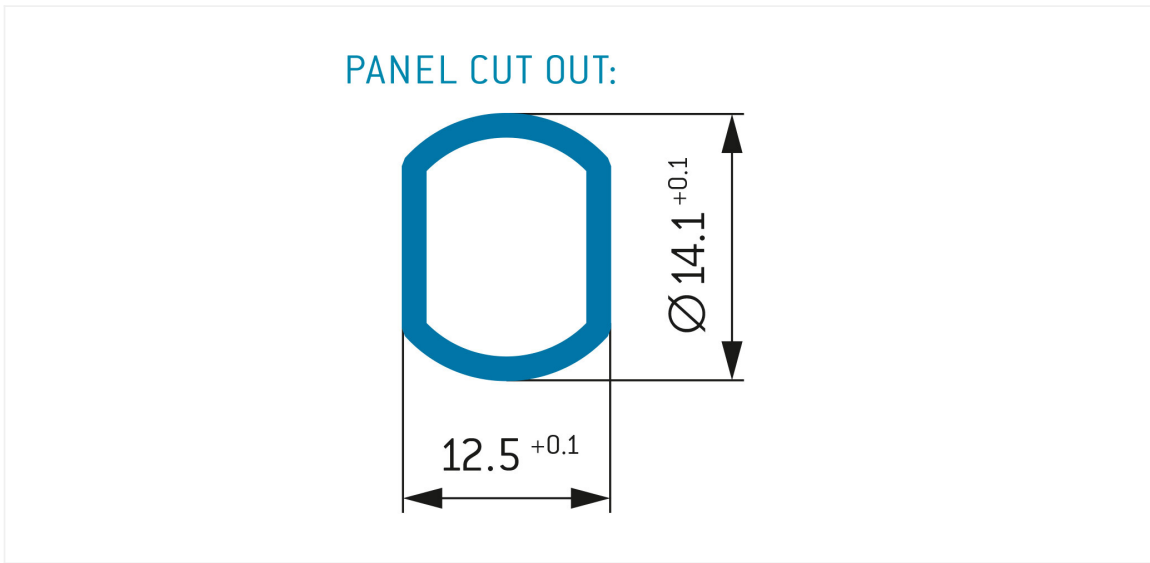
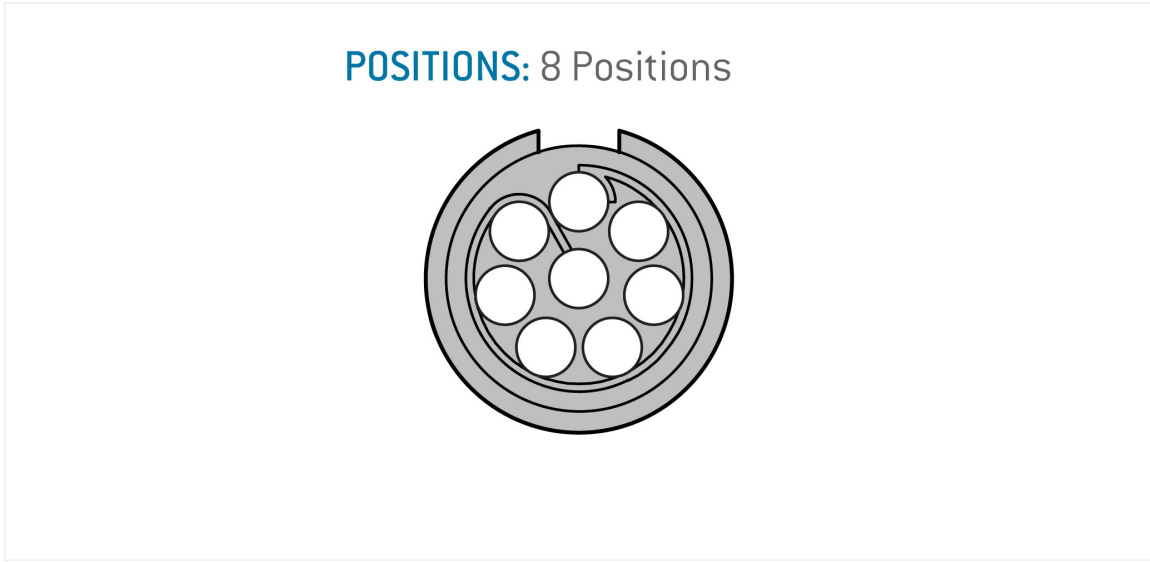
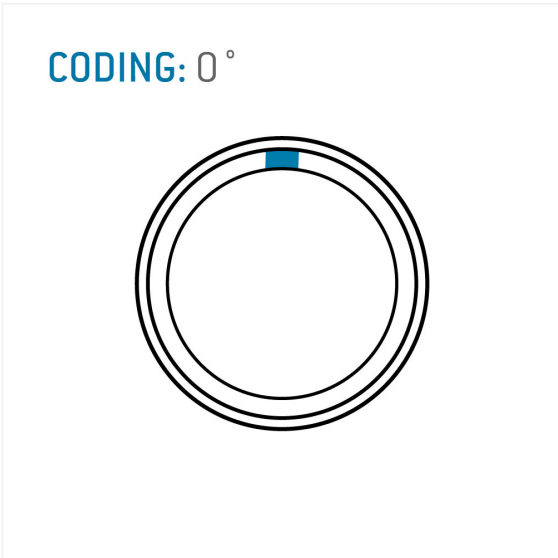
Locking principle	break_away , push_pull
Mating cycles	5000
IP class	IP50
Max. operating temperature	120 °C
Min. operating temperature	50 °C

## Material and surface treatments

Material	psu_gray
Insulator material	peek
Contact material	cu_alloy_with_gold_finish
Color option (Front or back nut)	black

## Insulator materials MEDI-SNAP®

psu\_peek\_o\_a



## Further technical information and downloads

[3D-File \(STP File\)](#)