
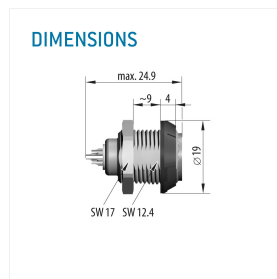
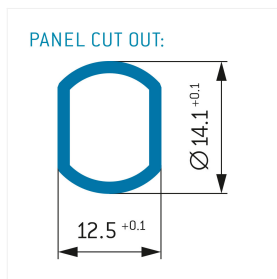
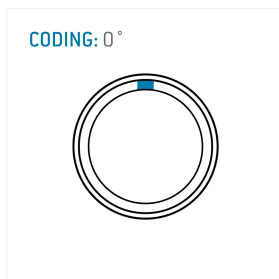


General information

Part number	G51M07-P07LFD0-0070
Termination	solder
Size	1
Locking principle	break , push
Coding	0_key



Illustrations may differ from original product.  
Dimensions, unless otherwise specified, in mm.



The pin layout corresponds to the view on the termination area

Contact insert description

Number of contacts	7
Contact type	sockets
Contact diameter	07mm
Insulator material	peek
Wire cross section	26_awg
Termination	solder
Termination diameter	065mm

reverse\_gender\_on\_request

Technical information

Max. creepage and air clearance distance	085_mm	iec_60601_1mopp_2moop
Nominal current single contact	06_a	iec_60512_5_2
Nominal current insert	3,9 A	vde_0298_4
Test voltage	11_kv_ac	eia_364_20f

safety\_text  
iec\_60601\_receptacle

## Mechanical and environmental data

Degree of protection*	ip50
Operating temperature	50_120_c
Mating cycles	5000

mated\_unmated

## Insulator materials MEDI-SNAP®

psu\_peek\_o\_a

## Material and surface treatments

Housing	psu_gray
Color option	gray
Contact	cu_alloy_gold

safety\_text\_2  
ul\_text  
illustrative\_text