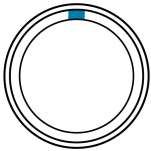
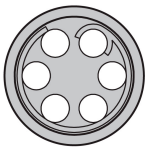
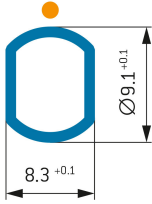
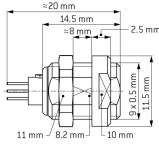


General information

Part number	G50LOC-P06LCC0-0000
Termination	solder
Size	0
Locking principle	break , push
Coding	0_key



Illustrations may differ from original product. Dimensions, unless otherwise specified, in mm.

<p><b>CODING:</b> 0°</p> 	<p><b>POSITIONS:</b> 6 Positions</p> 	<p><b>PANEL CUT OUT:</b></p> 	<p><b>DIMENSIONS</b></p> 
--	--	--	--

The pin layout corresponds to the view on the termination area

Contact insert description

Number of contacts	6
Contact type	sockets
Contact diameter	05mm
Insulator material	peek
Wire cross section	28_awg
Termination	solder
Termination diameter	045mm

reverse\_gender\_on\_request

Technical information

Max. creepage and air clearance distance	07_mm	08_mm
Nominal current single contact	04_a	iec_60512_5_2
Nominal current insert	3 A	vde_0298_4
Test voltage	09_kv_ac	sae_13441

safety\_text

Mechanical and environmental data

Degree of protection*	ip50
Operating temperature	40_120_c
Mating cycles	5000

mated\_unmated

## Material and surface treatments

<b>Housing</b>	m_chrome
<b>Contact</b>	cu_alloy_gold

safety\_text\_2  
ul\_text  
illustrative\_text