

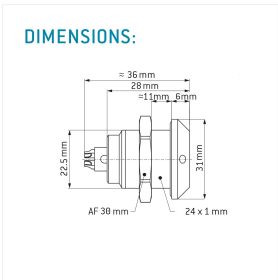
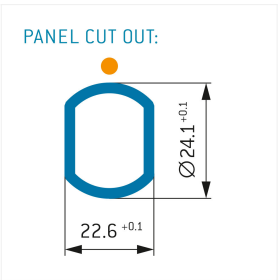
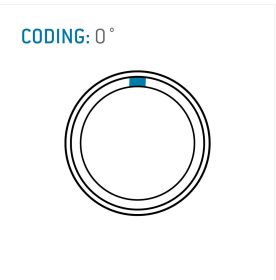
Receptacle for front panel mounting

General information

Part number	G13K0C-P14NJH0-0000
Termination	Crimp
Size	3
Locking principle	Break-Away , Push-Pull
Coding	0°



Illustrations may differ from original product.
Dimensions, unless otherwise specified, in mm.



The pin layout corresponds to the view on the termination area

Contact insert description

Number of contacts	14
Contact type	Sockets
Contact diameter	0.9 mm
Insulator material	PEEK
Wire cross section	AWG 20 – 24
Termination	Crimp

Reverse gender on request

Technical information

Max. creepage and air clearance distance	0.8 mm (Contact to contact)	0.7 mm (Contact to housing)
Nominal current single contact	10 A	IEC 60512-5-2:2002 (DIN EN 60512-5-2:2003)
Nominal current insert	5 A	VDE 0298-4:2003
Test voltage	1 kV AC	SAE AS 13441:1998 method 3001.1

All shown connectors are rated to a safety extra low voltage (SELV) of less than 50 V AC / 75 V DC, according to IEC 61140:2016 (VDE 0140-1:2016) Protection against electric shock - Common aspects for installation and equipment. In case other standards rule a specific use of the connector, the application specific safety criteria shall be considered first. In this context, lower voltage ratings may be valid. Warning: Danger to life for operating voltages above 50 V AC / 120 V DC!

Mechanical and environmental data

Degree of protection*	IP68
Operating temperature	-40 °C – 120 °C
Mating cycles	5000

*mated condition

Material and surface treatments

Housing	Cu-alloy with matt chrome finish
Contact	Cu-alloy with gold finish

All shown connectors are defined without breaking capacity (COC) according to IEC 61984:2008 (VDE 0627:2009).

ODU MEDI-SNAP® and MINI-SNAP® are UL-approved (E110586).

ODU reserves the right to make changes based on the current state of knowledge without prior notice without being obliged to provide replacement deliveries or refinements of older designs.