


G10F2C-P04LFG0-0000

series_f
type_g1

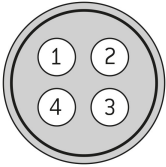
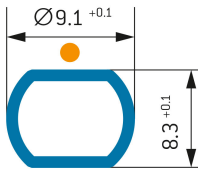
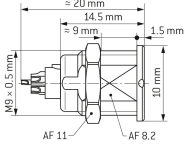


General information

Part number	G10F2C-P04LFG0-0000
Termination	solder
Size	0
Locking principle	break , push
Coding	2_halfshell



Illustrations may differ from original product.
Dimensions, unless otherwise specified, in mm.

<p>POSITIONS: 4 positions</p> 	<p>PANEL CUT OUT:</p> 	<p>DIMENSIONS:</p> 
---	---	---

The pin layout corresponds to the view on the termination area

Contact insert description

Number of contacts	4
Contact type	sockets
Contact diameter	07mm
Insulator material	peek
Wire cross section	22_awg
Termination	solder
Termination diameter	085mm

reverse_gender_on_request

Technical information

Max. creepage and air clearance distance	06_mm	07_mm
Nominal current single contact	075_a	iec_60512_5_2
Nominal current insert	7,5 A	vde_0298_4
Test voltage	09_kv_ac	sae_13441

safety_text

Mechanical and environmental data

Degree of protection*	ip50
-----------------------	------

Operating temperature	40_120_c
-----------------------	----------

Mating cycles	5000
---------------	------

mated_unmated

Material and surface treatments

Housing	m_chrome
---------	----------

Contact	cu_alloy_gold
---------	---------------

safety_text_2

ul_text

illustrative_text