

## Straight screw-lock plug for bend relief

Size 1, IP6K8 / IP6K9K, Coding B (red), 20 contacts, Pins, Solder cup, Data transmission and High power, Ethernet® [1 Gbit/s] + Power



### Basic information

Part number	C11WBM-P20XMM0-0000
Category	Connector
Type of connector	Plug
Assembly situation	Straight
Size	1

### Contact insert description

Special features	Data transmission
Number of contacts	20
Contact type	Pins
Contact diameter	0.3 mm; 0.7 mm
Termination type	Solder cup
Termination diameter	0.85 mm
Wire cross section AWG	AWG 28; AWG 22

Reverse gender on request

### Technical information

Nominal current single contact	1 A	IEC 60512-5-2:2002 (DIN EN 60512-5-2:2003)
Test voltage	0.75 kV DC	EIA-364-20F:2019-02

All shown connectors are rated to a safety extra low voltage (SELV) of less than 50 V AC / 75 V DC, according to IEC 61140:2016 (VDE 0140-1:2016) Protection against electric shock - Common aspects for installation and equipment. In case other standards rule a specific use of the connector, the application specific safety criteria shall be considered first. In this context, lower voltage ratings may be valid. Warning: Danger to life for operating voltages above 50 V AC / 120 V DC!

### Cable description

Cable outlet	Overmolding
Min. cable diameter	3.2
Max. cable diameter	8.5

## Mechanical and environmental data

<b>Locking principle</b>	Screw-Lock
<b>Keying</b>	B
<b>Mating cycles</b>	5.000
<b>IP class</b>	IP68 / IP6K9K
<b>Max. operating temperature</b>	125 °C
<b>Min. operating temperature</b>	-51 °C
<b>Weight</b>	14.5 g

\*IP protection class refers to mated condition

## Material and surface treatments

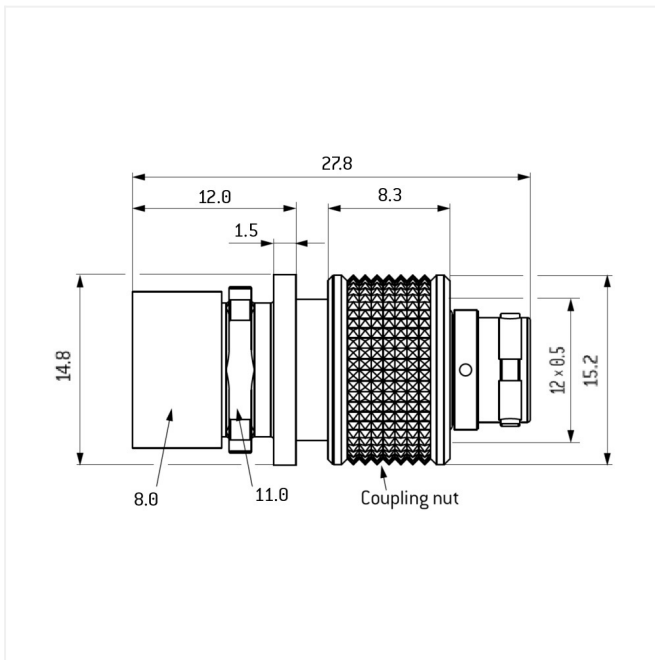
<b>Material</b>	Cu-alloy with ruthenium finish
<b>Insulator material</b>	PEEK
<b>Contact material</b>	Cu-alloy with gold finish

Unless explicitly confirmed otherwise the contact arrangement of an ODU data transmission connector differs from a standard data transmission connector due to the robust ODU specific design. However, the ODU design meets the electrical specifications of the respective standard data transmission protocol.

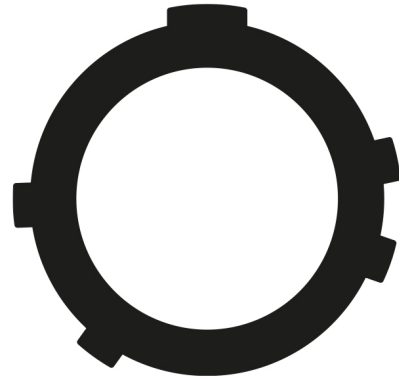
ODU reserves the right to make changes based on the current state of knowledge without prior notice without being obliged to provide replacement deliveries or refinements of older designs.

All shown connectors are defined without breaking capacity (COC) according to IEC 61984:2008 (VDE 0627:2009).

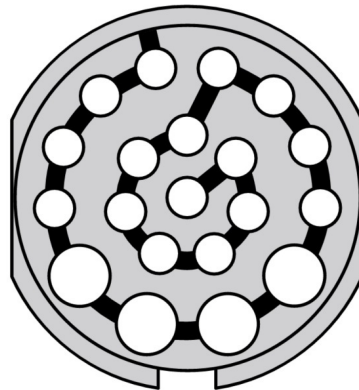
## Graphics and technical drawings



CODING: B



20 Positions



## Further technical information and downloads

[3D-File \(STP File\)](#)

[Assembly Instruction](#)

[Technical specifications](#)