

## straight\_screw\_lock\_plug\_for\_bend\_relief

size\_1\_ip6k8\_ip6k9k\_coding\_b\_red\_17\_contacts\_pins\_solder\_cup\_data\_transmission



### Basic information

Part number	C11WBM-P17XMM0-0000
Category	connector
Type of connector	plug
Assembly situation	straight
Size	1

### Contact insert description

Special features	data_transmission
Transmission type	HDMI® 1.4 (10.2 Gbit/s)
Number of contacts	17
Contact type	pins
Contact diameter	0.3 mm; 0.7 mm
Termination type	solder_cup
Termination diameter	0.45 mm
Wire cross section AWG	AWG 28; AWG 22

### Technical information

Max. current single contact	1 A	IEC 60512-5-2:2002 (DIN EN 60512-5-2:2003)
Test voltage	0.75 kV DC	EIA-364-20F:2019-02

### Cable description

Cable outlet	overmolding
Min. cable diameter	3.2
Max. cable diameter	8.5

## Mechanical and environmental data

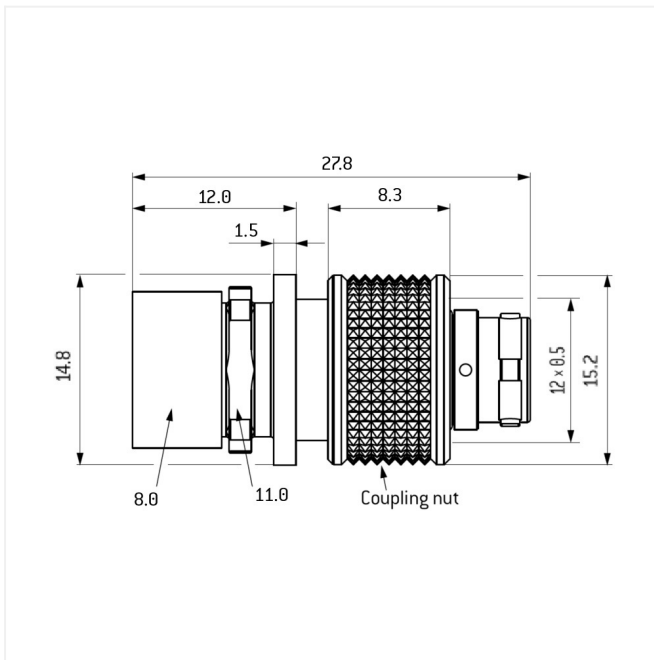
<b>Locking principle</b>	screw_lock
<b>Keying</b>	b
<b>Mating cycles</b>	5.000
<b>IP class</b>	IP68 / IP6K9K
<b>Max. operating temperature</b>	125 °C
<b>Min. operating temperature</b>	-51 °C
<b>Weight</b>	14.2 g

ip\_protection\_class\_refers\_to\_mated\_condition

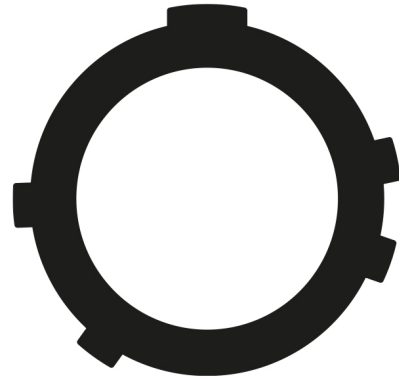
## Material and surface treatments

<b>Material</b>	cu_alloy_with_ruthenium_finish
<b>Contact material</b>	gold

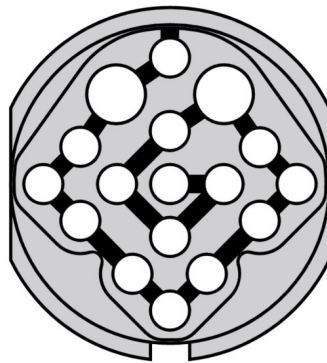
## Graphics and technical drawings



CODING:B



17 Positions



## Further technical information and downloads

Connection diagram

[connection\\_diagram\\_17\\_pin\\_hdmi\\_1\\_4\\_typ\\_a](#)

[3D-File \(STP File\)](#)

[Assembly Instruction](#)

[Technical specifications](#)