


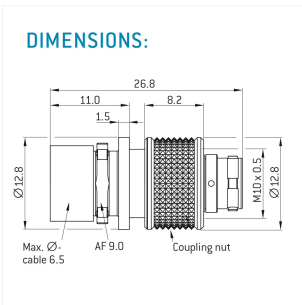

Straight plug with screw-lock

General information

Part number	C10WAM-P12XMM0-0000
Termination	Solder
Size	0
Locking principle	Break-Away , Screwlocking
Coding	A (light brown)
Cable Diameter	3.2 – 7.0 mm
Cable outlet	Overmolding



Illustrations may differ from original product.  
Dimensions, unless otherwise specified, in mm.



The pin layout corresponds to the view on the termination area

Contact insert description

Number of contacts	12
Contact type	Pins
Contact diameter	10x 0.3 mm. 2x 0.7 mm
Insulator material	PEEK
Wire cross section	AWG 28; AWG 22
Termination	Solder
Data transmission	USB 3.2 Gen 1x1 (5 Gbit/s)

Reverse gender on request

Connection diagram

Pos.	Description	Pos.	Description
1	D +	6	Tx +
2, 11	shield RX	7	Tx -
3	Rx -	8, 12	shield TX
4	Rx +	9	D -
5	GND -	10	1 VBUS

## Technical information

<b>Nominal current single contact</b>	1 A; 5 A	IEC 60512-5-2:2002 (DIN EN 60512-5-2:2003)
<b>Test voltage</b>	0.75 kV DC	EIA-364-20F:2019-02

All shown connectors are rated to a safety extra low voltage (SELV) of less than 50 V AC / 75 V DC, according to IEC 61140:2016 (VDE 0140-1:2016) Protection against electric shock - Common aspects for installation and equipment. In case other standards rule a specific use of the connector, the application specific safety criteria shall be considered first. In this context, lower voltage ratings may be valid. Warning: Danger to life for operating voltages above 50 V AC / 120 V DC!

## Mechanical and environmental data

<b>Degree of protection*</b>	IP6K8 / IP6K9K
<b>Operating temperature</b>	-51 °C – 125 °C
<b>Mating cycles</b>	5000

\*mated condition

## Material and surface treatments

<b>Housing</b>	Cu-alloy with ruthenium finish
<b>Contact</b>	Cu-alloy with gold finish

All shown connectors are defined without breaking capacity (COC) according to IEC 61984:2008 (VDE 0627:2009).

The contact arrangement of an ODU data transmission connector differs from a standard data transmission connector due to the robust ODU specific design. However, the ODU design meets the electrical specifications of the respective standard data transmission protocol.

ODU MEDI-SNAP® and MINI-SNAP® are UL-approved (E110586).

ODU reserves the right to make changes based on the current state of knowledge without prior notice without being obliged to provide replacement deliveries or refinements of older designs.