


straight_break_away_plug_for_bend_relief

size: 0, IP6K8 / IP6K9K, keying: c, number_of_contacts: 4, solder_cup, contact_type: pins, USB® 2.0 [480 Mbit/s]



Basic information

Part number	A10YCR-P04XFG0-0000
Category	connector
Type of connector	plug
Assembly situation	straight

Contact insert description

Special features	data_transmission
Transmission type	USB® 2.0 [480 Mbit/s]
Number of contacts	4
Contact type	pins
Contact diameter	0.7 mm
Termination type	solder_cup
Termination diameter	0.85 mm
Wire cross section AWG	AWG 22

Technical information

Nominal current single contact	7 A	IEC 60512-5-2:2002 (DIN EN 60512-5-2:2003)
Max. current insert	7	VDE 0298-4:2003
Test voltage	0.9 kV AC	EIA-364-20F:2019-02

Cable description

Cable outlet	overmolding
Min. cable diameter	3
Max. cable diameter	5.5

Mechanical and environmental data

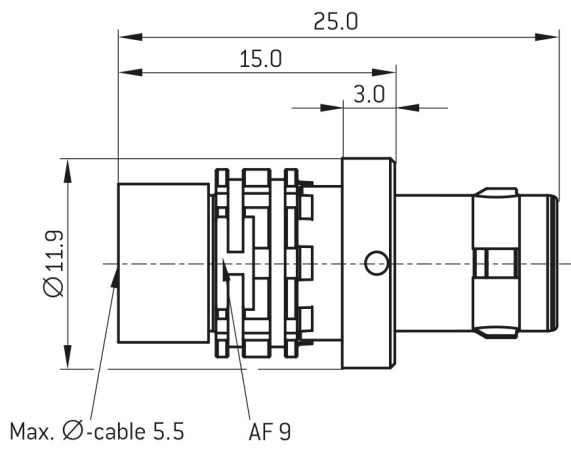
Locking principle	break_away
Keying	c
Mating cycles	5.000
IP class	IP6K8 / IP6K9K
Max. operating temperature	125 °C
Min. operating temperature	-51 °C
Weight	3.26 g

ip_protection_class_refers_to_mated_condition


Material and surface treatments

Material	aluminum_with_ruthenium_finish
Contact material	cu_alloy_with_gold_finish

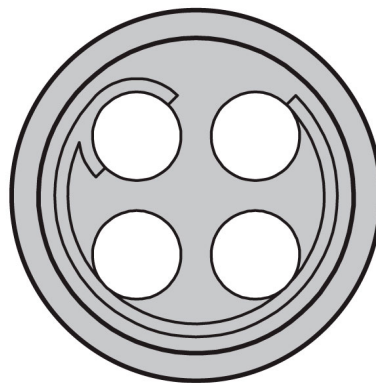
DIMENSIONS:



CODING:C



POSITIONS: 4 Positions



Further technical information and downloads

[3D-File \[STP File\]](#)

[Assembly Instruction](#)